

**TROFEO NASTRO ROSSO**  
**GRAND PRIX DE L'AGE D'OR**  
**FREE PRACTICE**

**Classification**

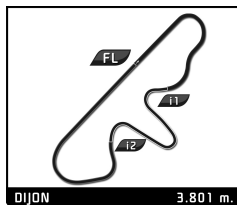
Nr. Drivers	Team	Car	Cl	Time	Lap	Total	Gap	Kph
1 5 M. O'SHEA		COOPER-Maserati Monaco T61	Disc	<b>1:37.933</b>	11	15	-	139.7
2 55 V. GAYE		FERRARI 275 GTB/C	Disc	<b>1:39.456</b>	12	15	+1.523	137.6
3 61 J. RETTENMAIER		MASERATI T61 Birdcage	Disc	<b>1:40.925</b>	9	10	+2.992	135.6
4 20 C. DUMOLIN		FERRARI 250 GT Berlinetta	Disc	<b>1:42.771</b>	12	13	+4.838	133.1
5 40 L. HÜNI		MASERATI A6 GCS Barchetta	Drum	<b>1:43.063</b>	8	8	+5.130	132.8
6 50 B. GILL		FERRARI 250 GT Berlinetta	Disc	<b>1:44.248</b>	10	16	+6.315	131.3
7 9 A. VÖGELE / .		ALFA ROMEO GIULIA TZ	Disc	<b>1:45.165</b>	10	12	+7.232	130.1
8 2 E. HOFER		COOPER MONACO - MASERATI T 49	Drum	<b>1:45.357</b>	3	3	+7.424	129.9
9 15 S. RETTENMAIER / I. GRIMM		MASERATI 300 S	Drum	<b>1:49.837</b>	12	12	+11.904	124.6
10 57 J. GRAVIER / M. THOULOZE		ALFA ROMEO GIULIA TZ	Disc	<b>1:51.874</b>	2	3	+13.941	122.3
11 51 A. BLASCO / D. CAGGIANO		OSCA S 1500 TN		<b>2:00.312</b>	11	13	+22.379	113.7
12 6 C. VÖGELE		MASERATI A6 GCS BERLINETTA	Drum			1		
13 8 E. TRABER		FERRARI 250 GT Europa	Drum					
14 35 C. de MIGUEL / L. DELSO		FERRARI 275 GTB	Disc					
15 60 P. VÖGELE		PORSCHE 356 B Carrera Abarth GTL	Disc					
16 64 A. MEIER		FERRARI 275 GTB/C	Disc					

<b>Fastest Lap</b>	Lap 11	Michael O'SHEA	<b>1:37.933</b>	139.7 Kph
--------------------	--------	----------------	-----------------	-----------

Published at: .....

Track Status: **DRY**

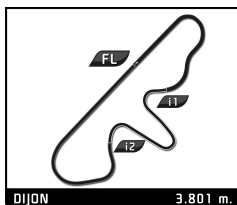
<b>Race Director:</b>	<b>Timekeeper:</b>
-----------------------	--------------------



## TROFEO NASTRO ROSSO GRAND PRIX DE L'AGE D'OR FREE PRACTICE

### Best Sector Times

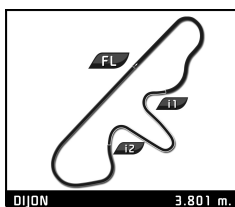
SECTOR 1			SECTOR 2			SECTOR 3			Pos	Team	Cl	Ideal Lap	Best Lap
Pos	Driver	Time	Driver	Time	Driver	Time							
1	5 M.O'SHEA	27.602	5 M.O'SHEA	36.530	5 M.O'SHEA	33.608	1	5	Disc	1'37.740	1:37.933 (1)		
2	55 V.GAYE	28.005	55 V.GAYE	36.714	55 V.GAYE	34.705	2	55	Disc	1'39.424	1:39.456 (2)		
3	40 L.HÜNI	28.543	61 J.RETTENMAIER	36.997	61 J.RETTENMAIER	34.996	3	61	Disc	1'40.698	1:40.925 (3)		
4	20 C.DUMOLIN	28.565	20 C.DUMOLIN	37.470	20 C.DUMOLIN	35.754	4	20	Disc	1'41.789	1:42.771 (4)		
5	61 J.RETTENMAIER	28.705	50 B.GILL	37.808	40 L.HÜNI	36.606	5	40	Drum	1'43.063	1:43.063 (5)		
6	50 B.GILL	28.998	2 E.HOFER	37.851	50 B.GILL	36.942	6	50	Disc	1'43.748	1:44.248 (6)		
7	9 A.VÖGELE	29.382	40 L.HÜNI	37.914	9 A.VÖGELE	37.337	7	9	Disc	1'44.969	1:45.165 (7)		
8	2 E.HOFER	29.857	9 A.VÖGELE	38.250	15 S.RETTENMAIER	37.525	8	2	Drum	1'45.302	1:45.357 (8)		
9	57 J.GRAVIER	31.187	6 C.VÖGELE	38.435	2 E.HOFER	37.594	9	15	Drum	1'48.853	1:49.837 (9)		
10	15 S.RETTENMAIER	31.758	15 S.RETTENMAIER	39.570	57 J.GRAVIER	40.357	10	57	Disc	1'51.705	1:51.874 (10)		
11	51 A.BLASCO	32.751	57 J.GRAVIER	40.161	51 A.BLASCO	41.342	11	51		1'56.628	2:00.312 (11)		
12	6 C.VÖGELE	37.967	51 A.BLASCO	42.535	6 C.VÖGELE	10:04.872	12	6	Drum	11'21.274			



## TROFEO NASTRO ROSSO GRAND PRIX DE L'AGE D'OR FREE PRACTICE

### Fastest Lap Sequence

Practice Time	Team	Car	Class	Driver	Time	Kph	Lap
4:02.752	57	ALFA ROMEO GIULIA TZ	Disc	Jean Jacques GRAVIER	1:51.874	122.3	2
4:14.424	55	FERRARI 275 GTB/C	Disc	Vincent GAYE	1:49.474	125.0	2
4:47.204	5	COOPER-Maserati Monaco T61	Disc	Michael O'SHEA	1:46.741	128.2	2
6:03.447	50	FERRARI 250 GT Berlinetta	Disc	Ben GILL	1:45.417	129.8	3
6:06.797	61	MASERATI T61 Birdcage	Disc	Josef RETTENMAIER	1:43.821	131.8	3
6:29.837	5	COOPER-Maserati Monaco T61	Disc	Michael O'SHEA	1:42.633	133.3	3
9:55.479	5	COOPER-Maserati Monaco T61	Disc	Michael O'SHEA	1:41.728	134.5	5
11:36.809	5	COOPER-Maserati Monaco T61	Disc	Michael O'SHEA	1:41.330	135.0	6
13:17.384	5	COOPER-Maserati Monaco T61	Disc	Michael O'SHEA	1:40.575	136.1	7
21:57.939	5	COOPER-Maserati Monaco T61	Disc	Michael O'SHEA	1:40.429	136.3	10
23:35.872	5	COOPER-Maserati Monaco T61	Disc	Michael O'SHEA	1:37.933	139.7	11



# TROFEO NASTRO ROSSO GRAND PRIX DE L'AGE D'OR FREE PRACTICE

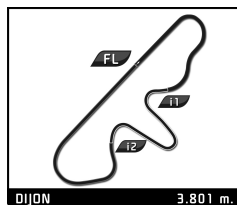
## Analysis

■ Personal Best ■ Session Best B Crossing the finish line in pit lane

Lap	D	Time	Sector 1	Sector 2	Sector 3	Kph	Elapsed	Lap	D	Time	Sector 1	Sector 2	Sector 3	Kph	Elapsed
2 1.Egon HOFER COOPER MONACO - MASERATI T 49 Drum															
1	1	2:54.099	1:17.554	49.820	46.725	78.6	2:54.099	11	1	1:51.082	32.301	39.636	39.145	123.2	25:38.343
2	1	1:58.223	36.890	42.926	38.407	115.7	4:52.322	12	1	1:49.837	32.588	39.570	37.679	124.6	27:28.180
3	1	1:45.357	29.912	37.851	37.594	129.9	6:37.679								
5 1.Michael O'SHEA COOPER-Maserati Monaco T61 Disc															
1	1	3:00.463	1:42.706	41.740	36.017	75.8	3:00.463	1	1	3:01.109	1:40.550	42.601	37.958	75.6	3:01.109
2	1	1:46.741	30.914	40.030	35.797	128.2	4:47.204	2	1	1:49.219	31.407	40.443	37.369	125.3	4:50.328
3	1	1:42.633	29.640	37.893	35.100	133.3	6:29.837	3	1	1:44.734	30.100	37.847	36.787	130.7	6:35.062
4	1	1:43.914	28.717	38.196	37.001	131.7	8:13.751	4	1	1:45.698	29.756	38.349	37.593	129.5	8:20.760
5	1	1:41.728	29.055	37.841	34.832	134.5	9:55.479	5	1	1:44.974	29.261	38.498	37.215	130.4	10:05.734
6	1	1:41.330	29.272	37.885	34.173	135.0	11:36.809	6	1	1:46.112	29.702	39.060	37.350	129.0	11:51.846
7	1	1:40.575	29.143	36.775	34.657	136.1	13:17.384	7	1	1:46.355	30.018	39.168	37.169	128.7	13:38.201
8	1	5:11.522 B	34.665	49.941	3:46.916	43.9	18:28.906	8	1	1:44.157	29.698	38.175	36.284	131.4	15:22.358
9	1	1:48.604	34.566	38.669	35.369	126.0	20:17.510	9	1	3:14.334 B	28.565	39.369	2:06.400	70.4	18:36.692
10	1	1:40.429	29.116	36.530	34.783	136.3	21:57.939	10	1	1:49.155	34.214	38.020	36.921	125.4	20:25.847
11	1	1:37.933	27.602	36.723	33.608	139.7	23:35.872	11	1	1:43.921	29.175	38.243	36.503	131.7	22:09.768
12	1	1:40.135	28.174	37.641	34.320	136.7	25:16.007	12	1	1:42.771	29.547	37.470	35.754	133.1	23:52.539
13	1	1:40.997	27.801	38.829	34.367	135.5	26:57.004	13	1	1:44.599	29.183	38.384	37.032	130.8	25:37.138
14	1	1:40.982	28.357	38.468	34.157	135.5	28:37.986								
15	1	1:39.170	27.815	36.791	34.564	138.0	30:17.156								
6 1.Carlo VÖGELE MASERATI A6 GCS BERLINETTA Drum															
1	1	18:05.914 B	7:19.846	41.196	...	12.6	18:05.914								
9 1.Alain VÖGELE ALFA ROMEO GIULIA TZ Disc															
1	1	7:14.325	5:52.156	42.497	39.672	31.5	7:14.325								
2	1	1:48.971	30.859	39.827	38.285	125.6	9:03.296								
3	1	1:48.032	29.520	40.868	37.644	126.7	10:51.328								
4	1	1:46.978	29.962	38.951	38.065	127.9	12:38.306								
5	1	5:11.598 B	29.632	38.662	4:03.304	43.9	17:49.904								
6	1	1:54.347	36.712	39.296	38.339	119.7	19:44.251								
7	1	1:45.439	29.508	38.460	37.471	129.8	21:29.690								
8	1	1:46.279	30.692	38.250	37.337	128.8	23:15.969								
9	1	1:45.947	29.586	38.546	37.815	129.2	25:01.916								
10	1	1:45.165	29.470	38.281	37.414	130.1	26:47.081								
11	1	1:45.616	29.897	38.283	37.436	129.6	28:32.697								
12	1	1:45.408	29.382	38.350	37.676	129.8	30:18.105								
15 1.Stephan RETTENMAIER MASERATI 300 S Drum															
2.Ingo GRIMM															
1	1	3:21.715	1:48.294	48.106	45.315	67.8	3:21.715								
2	1	2:04.305	38.014	44.189	42.102	110.1	5:26.020								
3	1	1:58.341	34.414	43.430	40.497	115.6	7:24.361								
4	1	1:55.691	33.709	42.105	39.877	118.3	9:20.052								
5	1	1:56.095	32.908	42.290	40.897	117.9	11:16.147								
6	1	1:54.874	34.061	41.409	39.404	119.1	13:11.021								
7	1	4:42.818 B	33.739	42.573	3:26.506	48.4	17:53.839								
8	1	2:06.867	44.118	42.371	40.378	107.9	20:00.706								
9	1	1:54.997	33.599	41.456	39.942	119.0	21:55.703								
10	1	1:51.558	34.226	39.807	37.525	122.7	23:47.261								
20 1.Christian DUMOLIN FERRARI 250 GT Berlinetta Disc															
1	1	3:01.109	1:40.550	42.601	37.958	75.6	3:01.109								
2	1	1:49.219	31.407	40.443	37.369	125.3	4:50.328								
3	1	1:44.734	30.100	37.847	36.787	130.7	6:35.062								
4	1	1:45.698	29.756	38.349	37.593	129.5	8:20.760								
5	1	1:44.974	29.261	38.498	37.215	130.4	10:05.734								
6	1	1:46.112	29.702	39.060	37.350	129.0	11:51.846								
7	1	1:46.355	30.018	39.168	37.169	128.7	13:38.201								
8	1	1:44.157	29.698	38.175	36.284	131.4	15:22.358								
9	1	3:14.334 B	28.565	39.369	2:06.400	70.4	18:36.692								
10	1	1:49.155	34.214	38.020	36.921	125.4	20:25.847								
11	1	1:43.921	29.175	38.243	36.503	131.7	22:09.768								
12	1	1:42.771	29.547	37.470	35.754	133.1	23:52.539								
13	1	1:44.599	29.183	38.384	37.032	130.8	25:37.138								
40 1.Lukas HÜNI MASERATI A6 GCS Barchetta Drum															
1	1	5:29.182	4:07.577	41.946	39.659	41.6	5:29.182								
2	1	1:50.054	31.799	40.499	37.756	124.3	7:19.236								
3	1	1:44.915	29.545	38.459	36.911	130.4	9:04.151								
4	1	1:45.102	29.175	39.081	36.846	130.2	10:49.253								
5	1	1:44.616	28.697	39.030	36.889	130.8	12:33.869								
6	1	1:43.862	29.176	37.927	36.759	131.7	14:17.731								
7	1	1:43.531	28.606	38.149	36.776	132.2	16:01.262								
8	1	1:43.063	28.543	37.914	36.606	132.8	17:44.325								
50 1.Ben GILL FERRARI 250 GT Berlinetta Disc															
1	1	2:27.563	1:00.445	44.585	42.533	92.7	2:27.563								
2	1	1:50.467	32.232	39.579	38.656	123.9	4:18.030								
3	1	1:45.417	30.061	38.118	37.238	129.8	6:03.447								
4	1	3:54.039 B	30.999	39.819	2:43.221	58.5	9:57.486								
5	1	1:56.592	37.301	40.997	38.294	117.4	11:54.078								
6	1	1:45.583	30.145	38.496	36.942	129.6	13:39.661								
7	1	1:45.241	29.358	38.218	37.665	130.0	15:24.902								
8	1	1:45.045	29.186	38.635	37.224	130.3	17:09.947								
9	1	1:44.397	29.235	37.808	37.354	131.1	18:54.344								
10	1	1:44.248	29.043	37.881	37.324	131.3	20:38.592								
11	1	1:45.524	29.786	38.369	37.369	129.7	22:24.116								
12	1	1:44.712	28.998	38.285	37.429	130.7	24:08.828								
13	1	1:44.341	29.187	37.882	37.272	131.1	25:53.169								
14	1	1:44.515	29.176	37.998	37.341	130.9	27:37.684								
15	1	1:46.621	29.490	39.060	38.071	128.3	29:24.305								
16	1	1:44.907	29.137	38.640	37.130	130.4	31:09.212								
51 1.Antoine BLASCO OSCA S 1500 TN															
2.Daniel Tomas CAGGIANO															
1	1	3:40.140	1:49.938	55.009	55.193	62.2	3:40.140								
2	1	2:24.608	42.514	50.602	51.492	94.6	6:04.748								
3	1	2:21.662	41.085	49.693	50.884	96.6	8:26.410								
4	1	4:10.782 B	42.586	49.844	2:38.352	54.6	12:37.192								
5	1	2:31.582	50.255	49.481	51.846	90.3	15:08.774								







# TROFEO NASTRO ROSSO GRAND PRIX DE L'AGE D'OR FREE PRACTICE

## Analysis

DIJON 3.801 m.

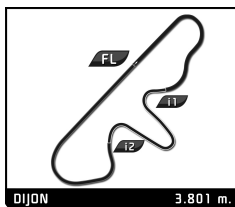
■ Personal Best ■ Session Best B Crossing the finish line in pit lane

Lap	D	Time	Sector 1	Sector 2	Sector 3	Kph	Elapsed	Lap	D	Time	Sector 1	Sector 2	Sector 3	Kph	Elapsed
6	1	2:10.291	36.276	48.267	45.748	105.0	17:19.065								
7	1	2:02.960	35.743	43.619	43.598	111.3	19:22.025								
8	1	2:03.922	34.481	44.319	45.122	110.4	21:25.947								
9	1	2:02.357	36.517	<b>42.535</b>	43.305	111.8	23:28.304								
10	1	2:04.522	35.543	44.967	44.012	109.9	25:32.826								
11	1	<b>2:00.312</b>	34.783	44.187	<b>41.342</b>	113.7	27:33.138								
12	1	2:01.748	33.263	46.140	42.345	112.4	29:34.886								
13	1	2:00.455	<b>32.751</b>	43.722	43.982	113.6	31:35.341								

55		1.Vincent GAYE		FERRARI 275 GTB/C		Disc	
1	1	2:24.950	58.340	44.887	41.723	94.4	2:24.950
2	1	1:49.474	33.267	39.137	37.070	125.0	4:14.424
3	1	1:46.836	31.083	38.133	37.620	128.1	6:01.260
4	1	1:46.031	31.586	38.127	36.318	129.1	7:47.291
5	1	1:43.963	30.149	37.766	36.048	131.6	9:31.254
6	1	1:42.836	29.385	37.653	35.798	133.1	11:14.090
7	1	1:41.896	29.248	37.270	35.378	134.3	12:55.986
8	1	6:09.815 B	29.795	37.356	5:02.664	37.0	19:05.801
9	1	1:57.894	37.090	43.751	37.053	116.1	21:03.695
10	1	1:42.177	29.316	37.663	35.198	133.9	22:45.872
11	1	1:40.815	28.954	37.087	34.774	135.7	24:26.687
12	1	<b>1:39.456</b>	28.037	<b>36.714</b>	<b>34.705</b>	137.6	26:06.143
13	1	1:39.584	<b>28.005</b>	36.757	34.822	137.4	27:45.727
14	1	1:39.870	28.176	36.782	34.912	137.0	29:25.597
15	1	1:40.650	28.240	37.179	35.231	136.0	31:06.247

57		1.Jean Jacques GRAVIER		ALFA ROMEO GIULIA TZ		Disc	
1	1	2:10.878	47.012	42.539	41.327	104.6	2:10.878
2	1	<b>1:51.874</b>	31.356	<b>40.161</b>	<b>40.357</b>	122.3	4:02.752
3	1	1:54.576	<b>31.187</b>	41.437	41.952	119.4	5:57.328

61		1.Josef RETTENMAIER		MASERATI T61 Birdcage		Disc	
1	1	2:31.341	1:04.490	43.676	43.175	90.4	2:31.341
2	1	1:51.635	33.592	40.554	37.489	122.6	4:22.976
3	1	1:43.821	30.606	37.769	35.446	131.8	6:06.797
4	1	1:45.502	30.006	38.122	37.374	129.7	7:52.299
5	1	1:43.106	29.386	38.059	35.661	132.7	9:35.405
6	1	1:42.268	29.050	37.929	35.289	133.8	11:17.673
7	1	1:43.709	29.894	37.915	35.900	131.9	13:01.382
8	1	1:41.956	29.062	37.750	35.144	134.2	14:43.338
9	1	<b>1:40.925</b>	<b>28.705</b>	37.224	<b>34.996</b>	135.6	16:24.263
10	1	1:41.388	29.292	37.057	35.039	135.0	18:05.651



# TROFEO NASTRO ROSSO GRAND PRIX DE L'AGE D'OR QUALIFYING

## Final Classification

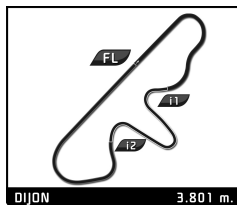
Nr. Drivers	Team	Car	Cl	Time	Lap Total	Gap	Kph
1 5 M. O'SHEA		COOPER-Maserati Monaco T61	Disc	<b>1:36.282</b>	15 16	-	142.1
2 55 V. GAYE		FERRARI 275 GTB/C	Disc	1:39.179	10 12	+2.897	138.0
3 61 J. RETTENMAIER		MASERATI T61 Birdcage	Disc	1:40.271	6 8	+3.989	136.5
4 20 C. DUMOLIN		FERRARI 250 GT Berlinetta	Disc	1:42.196	3 6	+5.914	133.9
5 64 A. MEIER		FERRARI 275 GTB/C	Disc	1:43.275	6 7	+6.993	132.5
6 9 A. VÖGELE / .		ALFA ROMEO GIULIA TZ	Disc	1:43.351	14 15	+7.069	132.4
7 50 B. GILL		FERRARI 250 GT Berlinetta	Disc	1:43.928	5 7	+7.646	131.7
8 40 L. HÜNI		MASERATI A6 GCS Barchetta	Drum	1:44.141	5 8	+7.859	131.4
9 6 C. VÖGELE		MASERATI A6 GCS BERLINETTA	Drum	1:45.011	4 6	+8.729	130.3
10 2 E. HOFER		COOPER MONACO - MASERATI T 49	Drum	1:46.520	2 3	+10.238	128.5
11 57 J. GRAVIER / .		ALFA ROMEO GIULIA TZ	Disc	1:49.634	8 11	+13.352	124.8
12 8 E. TRABER / C. TRABER		FERRARI 250 GT Europa	Drum	1:50.752	4 4	+14.470	123.6
13 15 S. RETTENMAIER / I. GRIMM		MASERATI 300 S	Drum	1:54.437	5 7	+18.155	119.6
14 51 A. BLASCO / D. CAGGIANO		OSCA S 1500 TN	Disc	1:58.641	2 3	+22.359	115.3
15 35 C. de MIGUEL / L. DELSO		FERRARI 275 GTB	Disc	2:00.102	3 7	+23.820	113.9

Fastest Lap	Lap 15	Michael O'SHEA	1:36.282	142.1 Kph
-------------	--------	----------------	----------	-----------

Published at: .....

Track Status: **DRY**

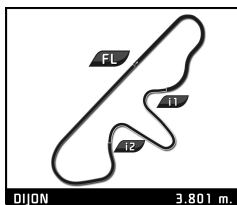
Stewards:	Timekeeper:
-----------	-------------



## TROFEO NASTRO ROSSO GRAND PRIX DE L'AGE D'OR QUALIFYING

### Best Sector Times

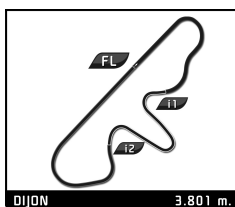
SECTOR 1			SECTOR 2			SECTOR 3			Pos	Team	Cl	Ideal Lap	Best Lap
Pos	Driver	Time	Driver	Time	Driver	Time							
1	5 M.O'SHEA	26.510	5 M.O'SHEA	35.946	5 M.O'SHEA	33.681	1	5	Disc	1'36.137	1:36.282	(1)	
2	55 V.GAYE	27.426	55 V.GAYE	36.312	61 J.RETTENMAIER	35.070	2	55	Disc	1'38.887	1:39.179	(2)	
3	61 J.RETTENMAIER	27.505	61 J.RETTENMAIER	37.049	55 V.GAYE	35.149	3	61	Disc	1'39.624	1:40.271	(3)	
4	20 C.DUMOLIN	27.892	9 A.VÖGELE	37.206	20 C.DUMOLIN	36.439	4	20	Disc	1'42.164	1:42.196	(4)	
5	9 A.VÖGELE	28.008	64 A.MEIER	37.700	64 A.MEIER	36.716	5	9	Disc	1'42.618	1:43.351	(6)	
6	40 L.HÜNI	28.094	20 C.DUMOLIN	37.833	40 L.HÜNI	37.286	6	64	Disc	1'42.870	1:43.275	(5)	
7	50 B.GILL	28.135	50 B.GILL	37.896	50 B.GILL	37.362	7	50	Disc	1'43.393	1:43.928	(7)	
8	6 C.VÖGELE	28.447	6 C.VÖGELE	38.152	9 A.VÖGELE	37.404	8	40	Drum	1'43.635	1:44.141	(8)	
9	64 A.MEIER	28.454	40 L.HÜNI	38.255	6 C.VÖGELE	37.988	9	6	Drum	1'44.587	1:45.011	(9)	
10	2 E.HOFER	28.800	2 E.HOFER	38.289	15 S.RETTENMAIER	38.925	10	2	Drum	1'46.520	1:46.520	(10)	
11	57 J.GRAVIER	29.304	57 J.GRAVIER	39.561	2 E.HOFER	39.431	11	57	Disc	1'48.994	1:49.634	(11)	
12	8 E.TRABER	30.042	8 E.TRABER	40.723	8 E.TRABER	39.985	12	15	Drum	1'50.727	1:54.437	(13)	
13	15 S.RETTENMAIER	30.151	15 S.RETTENMAIER	41.651	57 J.GRAVIER	40.129	13	8	Drum	1'50.750	1:50.752	(12)	
14	51 A.BLASCO	32.716	51 A.BLASCO	42.672	51 A.BLASCO	43.253	14	51	Disc	1'58.641	1:58.641	(14)	
15	35 C.de MIGUEL	33.353	35 C.de MIGUEL	43.450	35 C.de MIGUEL	43.299	15	35	Disc	2'00.102	2:00.102	(15)	



## TROFEO NASTRO ROSSO GRAND PRIX DE L'AGE D'OR QUALIFYING

### Fastest Lap Sequence

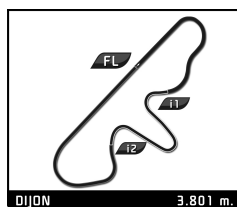
Practice Time	Team	Car	Class	Driver	Time	Kph	Lap
3:55.214	20	FERRARI 250 GT Berlinetta	Disc	Christian DUMOLIN	1:42.880	133.0	2
3:56.275	55	FERRARI 275 GTB/C	Disc	Vincent GAYE	1:42.793	133.1	2
5:37.111	55	FERRARI 275 GTB/C	Disc	Vincent GAYE	1:40.836	135.7	3
5:51.549	5	COOPER-Maserati Monaco T61	Disc	Michael O'SHEA	1:39.542	137.5	3
9:10.325	5	COOPER-Maserati Monaco T61	Disc	Michael O'SHEA	1:38.898	138.4	5
10:49.037	5	COOPER-Maserati Monaco T61	Disc	Michael O'SHEA	1:38.712	138.6	6
25:41.710	5	COOPER-Maserati Monaco T61	Disc	Michael O'SHEA	1:36.875	141.3	13
28:55.459	5	COOPER-Maserati Monaco T61	Disc	Michael O'SHEA	1:36.282	142.1	15



## TROFEO NASTRO ROSSO GRAND PRIX DE L'AGE D'OR QUALIFYING

Analysis

							<span style="color: green;">■</span> Personal Best <span style="color: purple;">■</span> Session Best <span style="color: black;">■</span> Crossing the finish line in pit lane								
Lap	D	Time	Sector 1	Sector 2	Sector 3	Kph	Elapsed	Lap	D	Time	Sector 1	Sector 2	Sector 3	Kph	Elapsed
<b>2</b> 1.Egon HOFER COOPER MONACO - MASERATI T 49 Drum							13 1 1:44.298 28.864 37.553 37.881 131.2 28:07.826								
1	1	2:15.795	52.572	41.636	41.587	100.8	2:15.795	14	1	<span style="color: green;">1:43.351</span>	28.741	<span style="color: green;">37.206</span>	<span style="color: green;">37.404</span>	132.4	29:51.177
2	1	<span style="color: green;">1:46.520</span>	<span style="color: green;">28.800</span>	<span style="color: green;">38.289</span>	<span style="color: green;">39.431</span>	128.5	4:02.315	15	1	1:43.401	28.333	37.434	37.634	132.3	31:34.578
3	1	1:50.454	29.428	39.875	41.151	123.9	5:52.769								
<b>5</b> 1.Michael O'SHEA COOPER-Maserati Monaco T61 Disc							<b>15</b> 1.Stephan RETTENMAIER MASERATI 300 S Drum								
1	1	2:28.204	1:01.063	46.247	40.894	92.3	2:28.204	1	1	4:29.479	3:03.218	43.851	42.410	50.8	4:29.479
2	1	1:43.803	30.116	38.562	35.125	131.8	4:12.007	2	1	1:58.432	33.878	43.259	41.295	115.5	6:27.911
3	1	1:39.542	27.186	37.568	34.788	137.5	5:51.549	3	1	1:56.189	32.336	42.168	41.685	117.8	8:24.100
4	1	1:39.878	27.898	37.677	34.303	137.0	7:31.427	4	1	1:54.895	31.919	42.101	40.875	119.1	10:18.995
5	1	1:38.898	27.073	37.136	34.689	138.4	9:10.325	5	1	<span style="color: green;">1:54.437</span>	32.202	<span style="color: green;">41.651</span>	40.584	119.6	12:13.432
6	1	1:38.712	27.115	37.322	34.275	138.6	10:49.037	6	1	3:02.504 <b>B</b>	32.466	42.550	1:47.488	75.0	15:15.936
7	1	1:40.001	27.703	37.447	34.851	136.8	12:29.038	7	1	1:59.202	37.826	42.451	<span style="color: green;">38.925</span>	114.8	17:15.138
8	1	1:39.058	26.818	37.100	35.140	138.1	14:08.096								
9	1	1:40.661	27.085	38.272	35.304	135.9	15:48.757								
10	1	4:39.196 <b>B</b>	30.139	43.510	3:25.547	49.0	20:27.953								
11	1	1:57.928	39.381	42.339	36.208	116.0	22:25.881								
12	1	1:38.954	27.341	37.331	34.282	138.3	24:04.835								
13	1	1:36.875	26.960	<span style="color: purple;">35.946</span>	33.969	141.3	25:41.710								
14	1	1:37.467	26.987	36.427	34.053	140.4	27:19.177								
15	1	<span style="color: purple;">1:36.282</span>	26.646	35.955	<span style="color: purple;">33.681</span>	142.1	28:55.459								
16	1	1:37.401	<span style="color: purple;">26.510</span>	36.555	34.336	140.5	30:32.860								
<b>6</b> 1.Carlo VÖGELE MASERATI A6 GCS BERLINETTA Drum							<b>20</b> 1.Christian DUMOLIN FERRARI 250 GT Berlinetta Disc								
1	1	4:27.623	3:06.995	40.454	40.174	51.1	4:27.623	1	1	2:12.334	47.687	43.054	41.593	103.4	2:12.334
2	1	1:48.572	31.693	38.757	38.122	126.0	6:16.195	2	1	1:42.880	28.200	37.943	36.737	133.0	3:55.214
3	1	1:45.774	29.354	38.345	38.075	129.4	8:01.969	3	1	<span style="color: green;">1:42.196</span>	<span style="color: green;">27.892</span>	<span style="color: green;">37.865</span>	<span style="color: green;">36.439</span>	133.9	5:37.410
4	1	<span style="color: green;">1:45.011</span>	28.871	<span style="color: green;">38.152</span>	<span style="color: green;">37.988</span>	130.3	9:46.980	4	1	1:43.348	28.541	38.031	36.776	132.4	7:20.758
5	1	1:45.532	28.664	38.262	38.606	129.7	11:32.512	5	1	1:44.970	28.256	39.536	37.178	130.4	9:05.728
6	1	11:58.619 <b>B</b>	<span style="color: green;">28.447</span>	40.317	...	19.0	23:31.131	6	1	1:43.621	28.369	38.599	36.653	132.1	10:49.349
<b>8</b> 1.Erich TRABER FERRARI 250 GT Europa Drum							<b>35</b> 1.Carlos de MIGUEL FERRARI 275 GTB Disc								
1	1	5:43.940	4:14.852	45.450	43.638	39.8	5:43.940	1	1	2:41.978	1:04.600	49.343	48.035	84.5	2:41.978
2	1	1:53.778	30.289	42.389	41.100	120.3	7:37.718	2	1	2:10.149	33.356	50.907	45.886	105.1	4:52.127
3	1	1:51.582	<span style="color: green;">30.042</span>	40.821	40.719	122.6	9:29.300	3	1	<span style="color: green;">2:00.102</span>	<span style="color: green;">33.353</span>	<span style="color: green;">43.450</span>	<span style="color: green;">43.299</span>	113.9	6:52.229
4	1	<span style="color: green;">1:50.752</span>	30.044	<span style="color: green;">40.723</span>	<span style="color: green;">39.985</span>	123.6	11:20.052	4	1	2:24.402	35.812	48.452	1:00.138	94.8	9:16.631
							5 1 5:10.028 <b>B</b> 40.648 49.794 3:39.586 44.1 14:26.659								
							6 1 2:41.222 51.267 55.797 54.158 84.9 17:07.881								
							7 1 8:24.964 <b>B</b> 36.763 1:24.484 6:23.717 27.1 25:32.845								
<b>9</b> 1.Alain VÖGELE ALFA ROMEO GIULIA TZ Disc							<b>40</b> 1.Lukas HÜNI MASERATI A6 GCS Barchetta Drum								
1	1	7:00.364	5:41.870	39.427	39.067	32.6	7:00.364	1	1	2:45.082	1:24.673	41.510	38.899	82.9	2:45.082
2	1	1:48.182	29.484	40.214	38.484	126.5	8:48.546	2	1	1:49.104	30.383	40.566	38.155	125.4	4:34.186
3	1	1:46.962	29.830	38.341	38.791	127.9	10:35.508	3	1	1:48.337	31.816	38.982	37.539	126.3	6:22.523
4	1	1:46.219	28.725	38.006	39.488	128.8	12:21.727	4	1	1:44.602	28.257	38.737	37.608	130.8	8:07.125
5	1	1:46.373	28.937	38.297	39.139	128.6	14:08.100	5	1	<span style="color: green;">1:44.141</span>	28.600	<span style="color: green;">38.255</span>	<span style="color: green;">37.286</span>	131.4	9:51.266
6	1	1:45.133	28.959	38.421	37.753	130.2	15:53.233	6	1	1:44.611	<span style="color: green;">28.094</span>	<span style="color: green;">38.847</span>	<span style="color: green;">37.670</span>	130.8	11:35.877
7	1	1:45.074	28.438	38.822	37.814	130.2	17:38.307	7	1	1:44.788	28.417	38.729	37.642	130.6	13:20.665
8	1	1:48.804	28.320	42.317	38.167	125.8	19:27.111	8	1	1:44.984	28.581	38.617	37.786	130.3	15:05.649
9	1	1:44.615	28.413	37.637	38.565	130.8	21:11.726								
10	1	1:44.002	28.804	37.534	37.664	131.6	22:55.728								
11	1	1:43.923	28.634	37.676	37.613	131.7	24:39.651								
12	1	1:43.877	<span style="color: green;">28.008</span>	37.853	38.016	131.7	26:23.528								
							<b>50</b> 1.Ben GILL FERRARI 250 GT Berlinetta Disc								
							1 1 2:34.002 1:14.197 40.756 39.049 88.9 2:34.002								
							2 1 1:45.825 29.247 38.847 37.731 129.3 4:19.827								
							3 1 2:17.369 59.320 39.769 38.280 99.6 6:37.196								
							4 1 1:44.859 28.443 38.091 38.325 130.5 8:22.055								
							5 1 <span style="color: green;">1:43.928</span> 28.181 <span style="color: green;">37.896</span> 37.851 131.7 10:05.983								
							6 1 1:44.467 <span style="color: green;">28.135</span> 38.970 <span style="color: green;">37.362</span> 131.0 11:50.450								
							7 1 1:44.603 28.463 38.280 37.860 130.8 13:35.053								

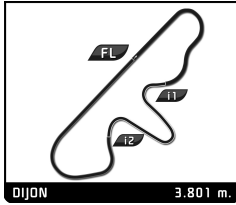


## TROFEO NASTRO ROSSO GRAND PRIX DE L'AGE D'OR QUALIFYING

### Analysis

■ Personal Best ■ Session Best B Crossing the finish line in pit lane

Lap	D	Time	Sector 1	Sector 2	Sector 3	Kph	Elapsed	Lap	D	Time	Sector 1	Sector 2	Sector 3	Kph	Elapsed
<b>51</b>		1. Antoine BLASCO 2. Daniel Tomas CAGGIANO				OSCA S 1500 TN Disc									
1	1	2:33.458	1:00.355	48.695	44.408	89.2	2:33.458								
2	1	<b>1:58.641</b>	<b>32.716</b>	<b>42.672</b>	<b>43.253</b>	115.3	4:32.099								
3	1	2:12.442	34.686	47.664	50.092	103.3	6:44.541								
<b>55</b>		1. Vincent GAYE				FERRARI 275 GTB/C Disc									
1	1	2:13.482	50.281	42.809	40.392	102.5	2:13.482								
2	1	1:42.793	29.172	38.069	35.552	133.1	3:56.275								
3	1	1:40.836	28.321	36.923	35.592	135.7	5:37.111								
4	1	1:39.682	27.688	36.648	35.346	137.3	7:16.793								
5	1	1:41.227	27.828	36.819	36.580	135.2	8:58.020								
6	1	1:40.608	28.265	37.036	35.307	136.0	10:38.628								
7	1	1:40.485	28.054	36.638	35.793	136.2	12:19.113								
8	1	1:40.521	27.876	37.457	35.188	136.1	13:59.634								
9	1	1:39.799	27.863	36.494	35.442	137.1	15:39.433								
10	1	<b>1:39.179</b>	<b>27.718</b>	<b>36.312</b>	<b>35.149</b>	138.0	17:18.612								
11	1	1:41.197	<b>27.426</b>	38.183	35.588	135.2	18:59.809								
12	1	6:49.823 <b>B</b>	28.515	39.655	5:41.653	33.4	25:49.632								
<b>57</b>		1. Jean Jacques GRAVIER				ALFA ROMEO GIULIA TZ Disc									
1	1	2:17.221	51.331	44.032	41.858	99.7	2:17.221								
2	1	1:51.263	29.928	40.121	41.214	123.0	4:08.484								
3	1	1:51.763	30.018	40.737	41.008	122.4	6:00.247								
4	1	1:50.942	29.839	40.079	41.024	123.3	7:51.189								
5	1	1:52.419	31.451	40.263	40.705	121.7	9:43.608								
6	1	1:50.290	29.620	39.676	40.994	124.1	11:33.898								
7	1	1:51.088	29.431	40.358	41.299	123.2	13:24.986								
8	1	<b>1:49.634</b>	29.732	39.773	<b>40.129</b>	124.8	15:14.620								
9	1	1:49.955	29.538	<b>39.561</b>	40.856	124.4	17:04.575								
10	1	1:51.572	<b>29.304</b>	39.612	42.656	122.6	18:56.147								
11	1	7:39.607 <b>B</b>	38.495	51.290	6:09.822	29.8	26:35.754								
<b>61</b>		1. Josef RETTENMAIER				MASERATI T61 Birdcage Disc									
1	1	2:44.210	1:26.336	40.966	36.908	83.3	2:44.210								
2	1	1:44.657	30.133	38.480	36.044	130.7	4:28.867								
3	1	1:41.970	29.218	37.224	35.528	134.2	6:10.837								
4	1	1:42.015	28.609	37.313	36.093	134.1	7:52.852								
5	1	1:41.584	29.133	37.381	<b>35.070</b>	134.7	9:34.436								
6	1	<b>1:40.271</b>	<b>27.505</b>	37.502	35.264	136.5	11:14.707								
7	1	1:40.468	27.982	<b>37.049</b>	35.437	136.2	12:55.175								
8	1	2:16.960 <b>B</b>	29.537	38.400	1:09.023	99.9	15:12.135								
<b>64</b>		1. Arnold MEIER				FERRARI 275 GTB/C Disc									
1	1	2:45.903	1:27.306	40.834	37.763	82.5	2:45.903								
2	1	1:46.891	30.204	39.281	37.406	128.0	4:32.794								
3	1	1:46.768	30.616	38.750	37.402	128.2	6:19.562								
4	1	1:45.127	30.024	38.217	36.886	130.2	8:04.689								
5	1	1:45.217	29.362	38.552	37.303	130.1	9:49.906								
6	1	<b>1:43.275</b>	28.859	<b>37.700</b>	<b>36.716</b>	132.5	11:33.181								
7	1	1:44.859	<b>28.454</b>	38.910	37.495	130.5	13:18.040								



**TROFEO NASTRO ROSSO**  
**GRAND PRIX DE L'AGE D'OR**  
**RACE 1 (45')**

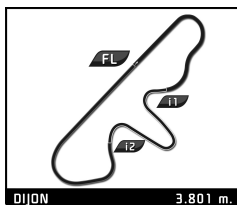
Starting Grid

2:00.102	<b>Carlos de MIGUEL</b>	35	- 8 -		
1:54.437	<b>Stephan RETTENMAIER</b>	15	- 7 -	51	1:58.641 <b>Antoine BLASCO</b>
1:49.634	<b>Jean Jacques GRAVIER</b>	57	- 6 -	8	1:50.752 <b>Erich TRABER</b>
1:45.011	<b>Carlo VÖGELE</b>	6	- 5 -	2	1:46.520 <b>Egon HOFER</b>
1:43.928	<b>Ben GILL</b>	50	- 4 -	40	1:44.141 <b>Lukas HÜNI</b>
1:43.275	<b>Arnold MEIER</b>	64	- 3 -	9	1:43.351 <b>Alain VÖGELE</b>
1:40.271	<b>Josef RETTENMAIER</b>	61	- 2 -	20	1:42.196 <b>Christian DUMOLIN</b>
1:36.282	<b>Michael O'SHEA</b>	5	- 1 -	55	1:39.179 <b>Vincent GAYE</b>

Pole

Stewards:

Timekeeper:



# TROFEO NASTRO ROSSO

## GRAND PRIX DE L'AGE D'OR

### RACE 1 ((35'))

#### Final Classification

Drivers	Team	Vehicle	Class	Laps	Total Time	Gap	Kph	Best Lap	
								Lap	Time Kph
1 5 Michael O'SHEA		COOPER-Maserati Monaco T61	Disc	21	35:08.805	-	136.3	17	1:38.996 138.2
2 55 Vincent GAYE		FERRARI 275 GTB/C	Disc	21	35:10.272	+1.467	136.2	13	1:39.167 138.0
3 61 Josef RETTENMAIER		MASERATI T61 Birdcage	Disc	21	35:44.076	+35.271	134.0	7	1:39.963 136.9
4 64 Arnold MEIER		FERRARI 275 GTB/C	Disc	21	36:24.423	+1:15.618	131.5	10	1:42.353 133.7
5 20 Christian DUMOLIN		FERRARI 250 GT Berlinetta	Disc	21	36:25.889	+1:17.084	131.5	13	1:42.037 134.1
6 40 Lukas HÜNI		MASERATI A6 GCS Barchetta	Drum	21	36:31.859	+1:23.054	131.1	18	1:42.558 133.4
7 50 Ben GILL		FERRARI 250 GT Berlinetta	Disc	21	36:44.439	+1:35.634	130.4	9	1:42.625 133.3
8 9 Alain VÖGELE		ALFA ROMEO GIULIA TZ	Disc	20	35:14.499	1 Lap	129.4	15	1:44.306 131.2
9 6 Carlo VÖGELE		MASERATI A6 GCS BERLINETTA	Drum	20	35:28.885	1 Lap	128.6	17	1:44.866 130.5
10 57 Jean Jacques GRAVIER		ALFA ROMEO GIULIA TZ	Disc	19	35:34.087	2 Laps	121.8	2	1:50.594 123.7
11 15 Stephan RETTENMAIER/Ingo GRIMM		MASERATI 300 S	Drum	19	36:36.117	2 Laps	118.4	15	1:49.018 125.5
12 51 Antoine BLASCO/Daniel Tomas CAGGIANO		OSCA S 1500 TN	Disc	17	35:13.536	4 Laps	110.1	2	1:57.737 116.2
<b>Not classified:</b>									
2 Egon HOFER		COOPER MONACO - MASERATI T 49	Drum	2	3:45.362			2	1:50.366 124.0
<b>Not started</b>									
8 Erich TRABER/Christian TRABER		FERRARI 250 GT Europa	Drum						
35 Carlos de MIGUEL/Luis DELSO		FERRARI 275 GTB	Disc						

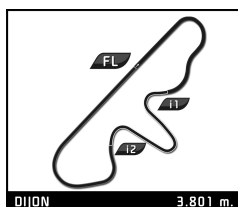
<b>Pole Position</b>	M. O'SHEA	1:36.282	142.1 Kph
<b>Fastest Lap</b>	Lap 17 Michael O'SHEA	1:38.996	138.2 Kph

Published at: .....

Track Status: **DRY**

<b>Stewards:</b>	<b>Timekeeper:</b>
------------------	--------------------





**TROFEO NASTRO ROSSO**  
**GRAND PRIX DE L'AGE D'OR**  
**RACE 1**

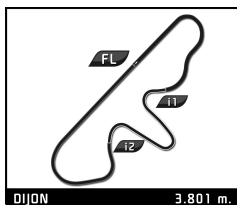
**Final Classification By Performance Index**

Nr Drivers	Car	Class	Laps	Total Time	Coefficient	Index
1 40 Lukas HÜNI	MASERATI A6 GCS Barchetta	Drum	21	36:31.859	0,720	<b>1578,138</b>
2 6 Carlo VÖGELE	MASERATI A6 GCS BERLINETTA	Drum	20	35:28.885	0,720	<b>1609,437</b>
3 51 Antoine BLASCO / Daniel Tomas CAGGIANO	OSCA S 1500 TN	Disc	17	35:13.536	0,680	<b>1775,370</b>
4 15 Stephan RETTENMAIER / Ingo GRIMM	MASERATI 300 S	Drum	19	36:36.117	0,770	<b>1869,011</b>
5 9 Alain VÖGELE	ALFA ROMEO GIULIA TZ	Disc	20	35:14.499	0,860	<b>1909,392</b>
6 61 Josef RETTENMAIER	MASERATI T61 Birdcage	Disc	21	35:44.076	0,900	<b>1929,668</b>
7 57 Jean Jacques GRAVIER	ALFA ROMEO GIULIA TZ	Disc	19	35:34.087	0,860	<b>2028,505</b>
8 20 Christian DUMOLIN	FERRARI 250 GT Berlinetta	Disc	21	36:25.889	0,960	<b>2098,453</b>
9 50 Ben GILL	FERRARI 250 GT Berlinetta	Disc	21	36:44.439	0,960	<b>2116,261</b>
10 55 Vincent GAYE	FERRARI 275 GTB/C	Disc	21	35:10.272	1,060	<b>2236,888</b>
11 64 Arnold MEIER	FERRARI 275 GTB/C	Disc	21	36:24.423	1,060	<b>2315,488</b>
12 5 Michael O'SHEA	COOPER-Maserati Monaco T61	Disc	21	35:08.805	1,150	<b>2425,125</b>
<b>Not classified:</b>						
13 2 Egon HOFER	COOPER MONACO - MASERATI T 49	Drum	2	3:45.362		
<b>Not started</b>						
14 35 Carlos de MIGUEL / Luis DELSO	FERRARI 275 GTB	Disc	0			
15 8 Erich TRABER / Christian TRABER	FERRARI 250 GT Europa	Drum	0			

Published at: .....

Stewards:	Timekeeper:
-----------	-------------





## TROFEO NASTRO ROSSO GRAND PRIX DE L'AGE D'OR RACE 1

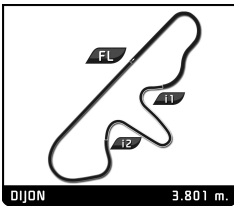
### Final Classification by Class

Nr. Drivers	Team	Car	Laps	Total Time	Gap	Kph	Best Lap		
							Lap	Time	Kph
<b>Disc</b>									
1	5 M. O'SHEA	COOPER-Maserati Monaco T61	21	<b>35:08.805</b>		136.3	17	<b>1:38.996</b>	138.2
2	55 V. GAYE	FERRARI 275 GTB/C	21	<b>35:10.272</b>	+1.467	136.2	13	<b>1:39.167</b>	138.0
3	61 J. RETTENMAIER	MASERATI T61 Birdcage	21	<b>35:44.076</b>	+35.271	134.0	7	<b>1:39.963</b>	136.9
4	64 A. MEIER	FERRARI 275 GTB/C	21	<b>36:24.423</b>	+1'15.618	131.5	10	<b>1:42.353</b>	133.7
5	20 C. DUMOLIN	FERRARI 250 GT Berlinetta	21	<b>36:25.889</b>	+1'17.084	131.5	13	<b>1:42.037</b>	134.1
6	50 B. GILL	FERRARI 250 GT Berlinetta	21	<b>36:44.439</b>	+1'35.634	130.4	9	<b>1:42.625</b>	133.3
7	9 A. VÖGELE / .	ALFA ROMEO GIULIA TZ	20	<b>35:14.499</b>	1 Laps	129.4	15	<b>1:44.306</b>	131.2
8	57 J. GRAVIER / .	ALFA ROMEO GIULIA TZ	19	<b>35:34.087</b>	2 Laps	121.8	2	<b>1:50.594</b>	123.7
9	51 A. BLASCO / D. CAGGIANO	OSCA S 1500 TN	17	<b>35:13.536</b>	4 Laps	110.1	2	<b>1:57.737</b>	116.2
<b>Not started</b>									
	35 C. de MIGUEL / L. DELSO	FERRARI 275 GTB					21 Laps	0.0	
<b>Drum</b>									
1	40 L. HÚNI	MASERATI A6 GCS Barchetta	21	<b>36:31.859</b>		131.1	18	<b>1:42.558</b>	133.4
2	6 C. VÖGELE	MASERATI A6 GCS BERLINETTA	20	<b>35:28.885</b>	1 Laps	128.6	17	<b>1:44.866</b>	130.5
3	15 S. RETTENMAIER / I. GRIMM	MASERATI 300 S	19	<b>36:36.117</b>	2 Laps	118.4	15	<b>1:49.018</b>	125.5
<b>Not classified:</b>									
	2 E. HOFER	COOPER MONACO - MASERATI T 49	2	<b>3:45.362</b>	19 Laps	121.4	2	<b>1:50.366</b>	124.0
<b>Not started</b>									
	8 E. TRABER / C. TRABER	FERRARI 250 GT Europa						0.0	

Published at: .....

Track Status: **DRY**

Stewards:	Timekeeper:
-----------	-------------

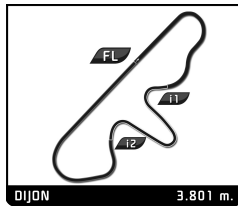


**TROFEO NASTRO ROSSO**  
**GRAND PRIX DE L'AGE D'OR**  
**RACE 1**

Lap Chart

		LAP																						
Nr	Pos	Grid	1	2	3	4	5	6	7	8	9	10	11	12	13	14	15	16	17	18	19	20	21	
5	1	5	5	5	5	5	5	5	5	5	5	5	5	5	5	5	5	5	5	5	5	5	5	
55	2	55	55	55	55	55	55	55	55	55	55	55	55	55	55	55	55	55	55	55	55	55	55	55
61	3	61	64	61	61	61	61	61	61	61	61	61	61	61	61	61	61	61	61	61	61	61	61	61
20	4	20	61	64	64	64	64	64	64	64	64	64	64	64	64	64	64	64	64	64	64	64	64	64
64	5	64	20	20	20	20	20	50	50	50	50	50	50	20	20	20	20	20	20	20	20	20	20	20
9	6	9	40	40	40	50	50	20	20	20	20	20	20	50	50	50	50	50	40	40	40	40	40	40
50	7	50	50	50	50	40	40	40	40	40	40	40	40	40	40	40	40	40	40	50	50	50	50	50
40	8	40	2	9	9	9	9	9	9	9	9	9	9	9	9	9	9	9	9	9	9	9	9	9
6	9	6	9	6	6	6	6	6	6	6	6	6	6	6	6	6	6	6	6	6	6	6	6	6
2	10	2	6	2	57	57	57	57	57	57	57	57	57	57	57	57	57	57	57	57	57	57	57	57
57	11	57	57	57	15	15	15	15	15	15	15	15	15	15	15	15	15	15	15	15	15	15	15	15
8	12	8	15	15	51	51	51	51	51	51	51	51	51	51	51	51	51	51	51	51	51	51	51	51
15	13	15	51	51																				
51	14	51																						
35	15	35																						

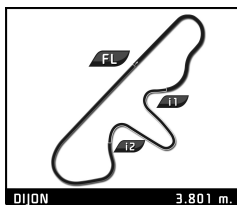




## TROFEO NASTRO ROSSO GRAND PRIX DE L'AGE D'OR RACE 1

### Best Sector Times

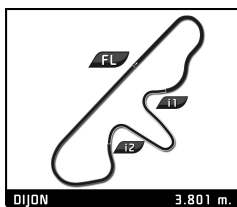
SECTOR 1			SECTOR 2		SECTOR 3		Pos	Team	Cl	Ideal Lap	Best Lap
Pos	Driver	Time	Driver	Time	Driver	Time					
1	55 V.GAYE	27.195	55 V.GAYE	36.183	5 M.O'SHEA	33.657	1	5	Disc	1'37.707	1:38.996 (1)
2	5 M.O'SHEA	27.291	5 M.O'SHEA	36.759	55 V.GAYE	35.211	2	55	Disc	1'38.589	1:39.167 (2)
3	61 J.RETTENMAIER	27.440	61 J.RETTENMAIER	36.792	61 J.RETTENMAIER	35.424	3	61	Disc	1'39.656	1:39.963 (3)
4	40 L.HÜNI	27.778	20 C.DUMOLIN	37.159	20 C.DUMOLIN	36.266	4	20	Disc	1'41.610	1:42.037 (4)
5	64 A.MEIER	27.944	50 B.GILL	37.351	64 A.MEIER	36.652	5	64	Disc	1'42.147	1:42.353 (5)
6	20 C.DUMOLIN	28.185	64 A.MEIER	37.551	50 B.GILL	36.816	6	40	Drum	1'42.426	1:42.558 (6)
7	50 B.GILL	28.280	9 A.VÖGELE	37.619	40 L.HÜNI	36.963	7	50	Disc	1'42.447	1:42.625 (7)
8	9 A.VÖGELE	28.280	40 L.HÜNI	37.685	9 A.VÖGELE	37.855	8	9	Disc	1'43.754	1:44.306 (8)
9	6 C.VÖGELE	28.562	6 C.VÖGELE	38.077	6 C.VÖGELE	37.893	9	6	Drum	1'44.532	1:44.866 (9)
10	2 E.HOFER	28.852	2 E.HOFER	38.132	15 S.RETTENMAIER	38.365	10	2	Drum	1'45.655	1:50.366 (11)
11	57 J.GRAVIER	29.754	15 S.RETTENMAIER	39.209	2 E.HOFER	38.671	11	15	Drum	1'48.244	1:49.018 (10)
12	15 S.RETTENMAIER	30.670	57 J.GRAVIER	39.892	57 J.GRAVIER	40.005	12	57	Disc	1'49.651	1:50.594 (12)
13	51 A.BLASCO	32.218	51 A.BLASCO	41.607	51 A.BLASCO	42.184	13	51	Disc	1'56.009	1:57.737 (13)



## TROFEO NASTRO ROSSO GRAND PRIX DE L'AGE D'OR RACE 1

### Fastest Lap Sequence

Practice Time	Team	Car	Class	Driver	Time	Kph	Lap
3:28.469	5	COOPER-Maserati Monaco T61	Disc	Michael O'SHEA	1:41.406	134.9	2
3:28.553	55	FERRARI 275 GTB/C	Disc	Vincent GAYE	1:41.389	135.0	2
5:08.598	5	COOPER-Maserati Monaco T61	Disc	Michael O'SHEA	1:40.129	136.7	3
8:30.200	5	COOPER-Maserati Monaco T61	Disc	Michael O'SHEA	1:39.702	137.2	5
16:51.362	5	COOPER-Maserati Monaco T61	Disc	Michael O'SHEA	1:39.519	137.5	10
18:32.792	55	FERRARI 275 GTB/C	Disc	Vincent GAYE	1:39.445	137.6	11
21:50.426	5	COOPER-Maserati Monaco T61	Disc	Michael O'SHEA	1:39.163	138.0	13
28:30.325	5	COOPER-Maserati Monaco T61	Disc	Michael O'SHEA	1:38.996	138.2	17

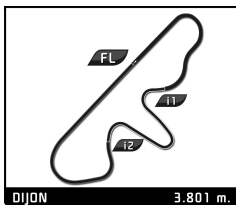


# TROFEO NASTRO ROSSO GRAND PRIX DE L'AGE D'OR RACE 1

Analysis by lap

Lapped

Nr	Lap Time	Gap	Nr	Lap Time	Gap	Nr	Lap Time	Gap	Nr	Lap Time	Gap	Nr	Lap Time	Gap
<b>Lap 1</b>			15	1:55.119	57.478	<b>Lap 9</b>			5	1:39.163		61	1:42.066	23.437
5	1:47.063		51	2:05.460	1'22.735	55	1:39.167	1.577	51	2:05.454	3 Laps	15	1:49.018	2 Laps
55	1:47.164	0.101	<b>Lap 5</b>			61	1:41.300	15.257	64	1:44.391	55.987	20	1:45.091	57.711
64	1:49.452	2.389	5	1:39.702		64	1:43.074	42.146	20	1:43.608	1'07.225	40	1:43.608	1'07.225
61	1:50.119	3.056	55	1:40.958	1.446	50	1:42.625	29.578	51	2:03.503	2 Laps	50	1:45.228	1'07.903
20	1:51.443	4.380	61	1:40.587	5.889	20	1:42.845	29.854	50	1:44.561	49.164	9	1:45.515	1'26.553
40	1:52.523	5.460	64	1:44.160	16.723	40	1:43.556	33.397	40	1:44.436	50.404	57	1:51.841	1 Lap
50	1:52.826	5.763	20	1:44.287	17.276	9	1:45.241	44.760	9	1:45.333	1'06.052	<b>Lap 18</b>		
2	1:54.996	7.933	50	1:43.249	17.637	15	2:36.136	1 Lap	6	1:45.900	1'18.353	5	1:39.114	
9	1:55.147	8.084	40	1:44.051	19.432	6	1:45.807	52.913	55	1:39.562	1.873	6	1:44.866	1 Lap
6	1:56.820	9.757	9	1:44.989	26.932	51	2:01.110	1 Lap	61	1:41.776	26.099	15	1:50.772	2 Laps
57	1:59.684	12.621	6	1:45.787	31.191	<b>Lap 10</b>			51	2:03.017	3 Laps	64	1:44.057	1'00.930
15	2:02.782	15.719	57	1:51.804	57.148	5	1:39.519		5	1:40.135		20	1:44.286	1'02.883
51	2:03.531	16.468	15	1:53.763	1'11.539	55	1:39.583	1.985	55	1:40.388	1.830	40	1:42.558	46.579
<b>Lap 2</b>			<b>Lap 6</b>			57	1:52.481	1 Lap	61	1:42.550	17.672	57	1:52.917	1 Lap
5	1:41.406		5	1:40.638		61	1:40.535	8.319	64	1:43.214	45.225	50	1:45.441	54.470
55	1:41.389	0.084	55	1:40.951	1.759	64	1:42.353	31.957	20	1:42.582	46.579	40	1:45.027	55.296
61	1:42.523	4.173	61	1:40.863	6.114	50	1:43.918	33.977	9	1:45.687	1'11.604	9	1:45.687	1'11.604
64	1:45.080	6.063	51	2:07.600	1 Lap	20	1:43.909	34.244	51	2:10.962	2 Laps	51	2:10.962	2 Laps
20	1:43.499	6.473	64	1:44.081	20.166	40	1:42.948	36.826	6	1:46.190	1'24.408	6	1:46.190	1'24.408
40	1:43.683	7.737	50	1:44.070	21.069	9	1:44.960	50.201	<b>Lap 15</b>					
50	1:44.093	8.450	20	1:44.638	21.276	6	1:45.689	59.083	5	1:40.135		55	1:40.389	2.084
9	1:46.162	12.840	40	1:44.002	22.796	15	2:00.343	1 Lap	15	1:49.968	2 Laps	61	1:41.899	19.436
6	1:46.283	14.634	9	1:44.349	30.643	<b>Lap 11</b>			64	1:42.891	47.981	20	1:42.295	48.739
2	1:50.366	16.893	6	1:46.013	36.566	5	1:39.737		50	1:44.377	58.712	40	1:44.477	59.638
57	1:50.594	21.809	57	1:51.581	1'08.091	51	2:02.365	2 Laps	40	1:44.477	59.638	57	1:53.781	1 Lap
15	1:55.031	29.344	15	1:53.634	1'24.535	55	1:39.445	1.693	9	1:44.170	41.259	9	1:44.306	1'15.775
51	1:57.737	32.799	<b>Lap 7</b>			61	1:42.259	10.841	6	1:45.880	1'05.226	6	1:46.733	1'31.006
<b>Lap 3</b>			5	1:40.174		57	1:53.054	1 Lap	15	1:52.180	1 Lap	<b>Lap 16</b>		
5	1:40.129		55	1:40.024	1.609	64	1:42.564	34.784	5	1:40.633		5	1:40.633	
55	1:41.744	1.699	61	1:39.963	5.903	50	1:43.607	37.847	55	1:39.716	1.167	55	1:39.716	1.167
61	1:41.881	5.925	64	1:43.028	23.020	20	1:43.854	38.361	51	2:06.368	3 Laps	51	2:06.368	3 Laps
64	1:43.942	9.876	50	1:43.965	24.860	40	1:44.170	41.259	15	1:49.515	2 Laps	61	1:41.564	20.367
20	1:43.939	10.283	20	1:44.126	25.228	9	1:44.666	55.130	64	1:43.244	50.592	64	1:44.845	1'10.781
40	1:43.883	11.491	40	1:44.285	26.907	6	1:45.880	1'05.226	20	1:43.510	51.616	20	1:45.056	1'12.997
50	1:43.608	11.929	51	2:05.038	1 Lap	15	1:52.180	1 Lap	40	1:43.592	1'01.671	15	1:54.210	2 Laps
9	1:45.548	18.259	9	1:44.919	35.388	<b>Lap 12</b>			50	1:43.608	1'02.613	40	1:42.718	1'18.310
6	1:46.439	20.944	6	1:45.752	42.144	5	1:40.164		50	1:43.592	1'01.671	50	1:47.102	1'29.274
57	1:52.835	34.515	57	1:51.952	1'19.869	55	1:40.044	1.573	57	1:51.359	1 Lap	9	1:44.892	1'20.034
15	1:55.044	44.259	15	1:52.477	1'36.838	61	1:42.443	13.120	9	1:44.892	1'20.034	6	1:45.071	1'35.444
51	2:06.505	59.175	<b>Lap 8</b>			51	2:03.066	2 Laps	6	1:45.071	1'35.444	<b>Lap 17</b>		
<b>Lap 4</b>			5	1:40.795		57	1:50.719	1 Lap	5	1:38.996		5	1:38.996	
5	1:41.900		55	1:40.556	1.370	64	1:43.615	38.235	55	1:39.254	1.425	55	1:39.254	1.425
55	1:40.391	0.190	61	1:41.352	6.460	20	1:43.061	41.258	<b>Lap 13</b>					
61	1:40.979	5.004	64	1:43.231	25.456	50	1:46.083	43.766	5	1:40.164				
64	1:44.289	12.265	50	1:42.924	26.989	40	1:44.036	45.131	55	1:40.044	1.573			
20	1:44.308	12.691	20	1:42.612	27.045	9	1:44.916	59.882	61	1:42.443	13.120			
50	1:44.061	14.090	40	1:43.765	29.877	6	1:46.554	1'11.616	51	2:03.066	2 Laps			
40	1:45.492	15.083	9	1:44.962	39.555	15	1:51.271	1 Lap	57	1:50.719	1 Lap			
9	1:45.286	21.645	6	1:45.793	47.142	<b>Lap 14</b>			64	1:43.244	50.592			
6	1:46.062	25.106	51	2:01.777	1 Lap	5	1:40.135		20	1:43.510	51.616			
57	1:52.431	45.046	57	1:52.826	1'31.900	55	1:40.388	1.830	40	1:43.608	1'02.613			
<b>Lap 5</b>			<b>Lap 15</b>			57	1:52.180	1 Lap	57	1:51.359	1 Lap			
5	1:47.063		5	1:39.702		<b>Lap 16</b>			9	1:44.892	1'20.034			
55	1:47.164	0.101	55	1:40.958	1.446	5	1:40.633		6	1:45.071	1'35.444			
64	1:49.452	2.389	61	1:40.587	5.889	55	1:39.716	1.167	<b>Lap 17</b>					
61	1:50.119	3.056	64	1:44.160	16.723	51	2:06.368	3 Laps	5	1:38.996				
20	1:51.443	4.380	20	1:44.287	17.276	15	1:49.515	2 Laps	55	1:39.254	1.425			
40	1:52.523	5.460	50	1:43.249	17.637	64	1:43.244	50.592	<b>Lap 18</b>					
50	1:52.826	5.763	40	1:44.051	19.432	20	1:43.510	51.616	5	1:40.281				
2	1:54.996	7.933	9	1:44.989	26.932	40	1:43.608	1'02.613	55	1:39.754	1.467			
9	1:55.147	8.084	6	1:45.787	31.191	57	1:51.359	1 Lap	51	2:03.610	4 Laps			
6	1:56.820	9.757	57	1:51.804	57.148	9	1:44.892	1'20.034	9	1:48.181	1 Lap			
57	1:59.684	12.621	15	1:53.763	1'11.539	6	1:45.071	1'35.444	6	1:46.546	1 Lap			
15	2:02.782	15.719	<b>Lap 6</b>			<b>Lap 19</b>			57	1:50.698	2 Laps			
51	2:03.531	16.468	5	1:40.638		5	1:39.423		<b>Lap 20</b>					
<b>Lap 7</b>			55	1:40.951	1.759	55	1:39.307	1.757	5	1:39.662				
5	1:41.406		61	1:40.863	6.114	57	1:51.045	2 Laps	55	1:39.899	1.994			
55	1:41.389	0.084	51	2:07.600	1 Lap	6	1:45.538	1 Lap	6	1:45.162	1 Lap			
61	1:42.523	4.173	64	1:44.081	20.166	61	1:42.011	28.687	57	1:51.772	2 Laps			
64	1:45.080	6.063	50	1:44.070	21.069	15	1:52.150	2 Laps	61	1:43.241	32.266			
20	1:43.499	6.473	20	1:44.638	21.276	64	1:44.091	1'05.598	64	1:44.845	1'10.781			
40	1:43.683	7.737	40	1:44.002	22.796	20	1:44.143	1'07.603	20	1:45.056	1'12.997			
50	1:44.093	8.450	9	1:44.349	30.643	40	1:44.400	1'15.254	15	1:54.210	2 Laps			
9	1:46.162	12.840	6	1:46.013	36.566	51	2:06.433	3 Laps	40	1:42.718	1'18.310			
6	1:46.283	14.634	57	1:51.581	1'08.091	50	1:46.023	1'21.834	50	1:47.102	1'29.274			
2	1:50.366	16.893	15	1:53.634	1'24.535	9	1:44.978	1'37.456	<b>Lap 21</b>					
57	1:50.594	21.809	<b>Lap 8</b>			<b>Lap 20</b>			5	1:40.281				
15	1:55.031	29.344	5	1:40.174		5	1:39.662		55	1:39.754	1.467			
51	1:57.737	32.799	55	1:40.024	1.609	57	1:51.045	2 Laps	51	2:03.610	4 Laps			
<b>Lap 9</b>			61	1:39.963	5.903	6	1:45.538	1 Lap	9	1:48.181	1 Lap			
5	1:47.063		64	1:43.028	23.020	15	1:52.150	2 Laps	6	1:46.546	1 Lap			
55	1:47.164	0.101	50	1:43.965	24.860	64	1:44.091	1'05.598	57	1:50.698	2 Laps			
64	1:49.452	2.389	20	1:44.126	25.228	20	1:44.143	1'07.603	<b>Lap 21</b>					
61	1:50.119	3.056	40	1:44.285	26.907	40	1:44.400	1'15.254	5	1:40.281				
20	1:51.443	4.380	51	2:05.038	1 Lap	51	2:06.433	3 L						

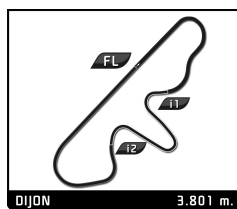


**TROFEO NASTRO ROSSO**  
**GRAND PRIX DE L'AGE D'OR**  
**RACE 1**

Analysis by lap

Lapped

Nr	Lap Time	Gap	Nr	Lap Time	Gap	Nr	Lap Time	Gap	Nr	Lap Time	Gap	Nr	Lap Time	Gap
61	1:43.286	35.271												
64	1:45.118	1'15.618												
20	1:44.368	1'17.084												
40	1:45.025	1'23.054												
<b>15</b>	1:50.824	2 Laps												
50	1:46.641	1'35.634												



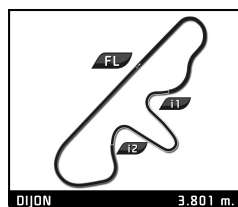
## TROFEO NASTRO ROSSO GRAND PRIX DE L'AGE D'OR RACE 1

### Analysis

■ Personal Best ■ Session Best B Crossing the finish line in pit lane

Lap	D	Time	Sector 1	Sector 2	Sector 3	Kph	Elapsed	Lap	D	Time	Sector 1	Sector 2	Sector 3	Kph	Elapsed
<b>2</b> 1.Egon HOFER COOPER MONACO - MASERATI T 49 Drum								2	1	1:46.162	29.174	38.492	38.496	128.9	3:41.309
1	1	1:54.996	36.806	39.519	38.671	119.0	1:54.996	3	1	1:45.548	28.874	38.056	38.618	129.6	5:26.857
2	1	1:50.366	28.852	38.132	43.382	124.0	3:45.362	4	1	1:45.286	28.639	37.896	38.751	130.0	7:12.143
								5	1	1:44.989	28.621	37.830	38.538	130.3	8:57.132
								6	1	1:44.349	28.565	37.929	37.855	131.1	10:41.481
								7	1	1:44.919	28.790	37.723	38.406	130.4	12:26.400
								8	1	1:44.962	28.764	37.857	38.341	130.4	14:11.362
								9	1	1:45.241	28.967	37.858	38.416	130.0	15:56.603
								10	1	1:44.960	28.488	37.880	38.592	130.4	17:41.563
								11	1	1:44.666	28.684	37.825	38.157	130.7	19:26.229
								12	1	1:44.916	29.240	37.699	37.977	130.4	21:11.145
								13	1	1:45.333	28.896	37.791	38.646	129.9	22:56.478
								14	1	1:45.687	28.905	37.885	38.897	129.5	24:42.165
								15	1	1:44.306	28.522	37.709	38.075	131.2	26:26.471
								16	1	1:44.892	28.570	37.813	38.509	130.5	28:11.363
								17	1	1:45.515	28.280	39.023	38.212	129.7	29:56.878
								18	1	1:44.462	28.752	37.619	38.091	131.0	31:41.340
								19	1	1:44.978	28.923	37.882	38.173	130.3	33:26.318
								20	1	1:48.181	28.924	41.090	38.167	126.5	35:14.499
<b>5</b> 1.Michael O'SHEA COOPER-Maserati Monaco T61 Disc								<b>15</b> 1.Stephan RETTENMAIER 2.Ingo GRIMM MASERATI 300 S Drum							
1	1	1:47.063	32.671	37.996	36.396	127.8	1:47.063	1	1	2:02.782	40.137	41.722	40.923	111.4	2:02.782
2	1	1:41.406	27.506	37.482	36.418	134.9	3:28.469	2	1	1:55.031	32.943	41.734	40.354	119.0	3:57.813
3	1	1:40.129	28.099	37.702	34.328	136.7	5:08.598	3	1	1:55.044	32.679	41.694	40.671	118.9	5:52.857
4	1	1:41.900	28.314	37.784	35.802	134.3	6:50.498	4	1	1:55.119	32.237	41.157	41.725	118.9	7:47.976
5	1	1:39.702	27.728	37.467	34.507	137.2	8:30.200	5	1	1:53.763	32.359	40.665	40.739	120.3	9:41.739
6	1	1:40.638	28.263	37.481	34.894	136.0	10:10.838	6	1	1:53.634	31.777	40.879	40.978	120.4	11:35.373
7	1	1:40.174	28.442	37.462	34.270	136.6	11:51.012	7	1	1:52.477	31.469	40.620	40.388	121.7	13:27.850
8	1	1:40.795	27.925	38.144	34.726	135.8	13:31.807	8	1	2:36.136 B	31.878	41.462	1:22.796	87.6	16:03.986
9	1	1:40.036	28.184	37.840	34.012	136.8	15:11.843	9	1	2:00.343	39.923	41.145	39.275	113.7	18:04.329
10	1	1:39.519	27.291	38.181	34.047	137.5	16:51.362	10	1	1:52.180	32.557	40.197	39.426	122.0	19:56.509
11	1	1:39.737	28.010	37.628	34.099	137.2	18:31.099	11	1	1:51.271	32.549	39.209	39.513	123.0	21:47.780
12	1	1:40.164	28.411	37.624	34.129	136.6	20:11.263	12	1	1:51.880	34.300	39.215	38.365	122.3	23:39.660
13	1	1:39.163	27.656	37.553	33.954	138.0	21:50.426	13	1	1:49.968	31.447	39.478	39.043	124.4	25:29.628
14	1	1:40.135	28.117	37.964	34.054	136.7	23:30.561	14	1	1:49.515	30.773	40.032	38.710	124.9	27:19.143
15	1	1:40.135	27.970	37.667	34.498	136.7	25:10.696	15	1	1:49.018	30.670	39.639	38.709	125.5	29:08.161
16	1	1:40.633	27.958	37.922	34.753	136.0	26:51.329	16	1	1:50.772	31.391	40.076	39.305	123.5	30:58.933
17	1	1:38.996	27.327	37.515	34.154	138.2	28:30.325	17	1	1:52.150	32.377	40.557	39.216	122.0	32:51.083
18	1	1:39.114	28.698	36.759	33.657	138.1	30:09.439	18	1	1:54.210	34.685	40.653	38.872	119.8	34:45.293
19	1	1:39.423	27.674	37.774	33.975	137.6	31:48.862	19	1	1:50.824	32.186	40.072	38.566	123.5	36:36.117
20	1	1:39.662	28.083	37.688	33.891	137.3	33:28.524								
21	1	1:40.281	28.150	37.997	34.134	136.5	35:08.805								
<b>6</b> 1.Carlo VÖGELE MASERATI A6 GCS BERLINETTA Drum								<b>20</b> 1.Christian DUMOLIN FERRARI 250 GT Berlinetta Disc							
1	1	1:56.820	37.617	40.318	38.885	117.1	1:56.820	1	1	1:51.443	35.510	39.012	36.921	122.8	1:51.443
2	1	1:46.283	29.674	38.159	38.450	128.7	3:43.103	2	1	1:43.499	28.773	38.013	36.713	132.2	3:34.942
3	1	1:46.439	29.450	38.320	38.669	128.6	5:29.542	3	1	1:43.939	29.327	38.057	36.555	131.7	5:18.881
4	1	1:46.062	29.534	38.147	38.381	129.0	7:15.604	4	1	1:44.308	29.793	37.840	36.675	131.2	7:03.189
5	1	1:45.787	29.216	38.143	38.428	129.4	9:01.391	5	1	1:44.287	29.460	37.818	37.009	131.2	8:47.476
6	1	1:46.013	29.297	38.271	38.445	129.1	10:47.404	6	1	1:44.638	28.783	39.199	36.656	130.8	10:32.114
7	1	1:45.752	29.315	38.138	38.299	129.4	12:33.156	7	1	1:44.126	28.763	39.001	36.362	131.4	12:16.240
8	1	1:45.793	29.174	38.235	38.384	129.3	14:18.949	8	1	1:42.612	28.496	37.638	36.478	133.4	13:58.852
9	1	1:45.807	29.341	38.077	38.389	129.3	16:04.756	9	1	1:42.845	28.762	37.817	36.266	133.1	15:41.697
10	1	1:45.689	29.222	38.351	38.116	129.5	17:50.445	10	1	1:43.909	28.718	37.871	37.320	131.7	17:25.606
11	1	1:45.880	29.063	38.408	38.409	129.2	19:36.325	11	1	1:43.854	28.684	37.842	37.328	131.8	19:09.460
12	1	1:46.554	29.284	38.567	38.703	128.4	21:22.879	12	1	1:43.061	28.755	37.847	36.459	132.8	20:52.521
13	1	1:45.900	29.318	38.309	38.273	129.2	23:08.779	13	1	1:42.037	28.345	37.159	36.533	134.1	22:34.558
14	1	1:46.190	29.232	38.599	38.359	128.9	24:54.969								
15	1	1:46.733	29.338	38.992	38.403	128.2	26:41.702								
16	1	1:45.071	28.677	38.347	38.047	130.2	28:26.773								
17	1	1:44.866	28.562	38.358	37.946	130.5	30:11.639								
18	1	1:45.538	29.344	38.110	38.084	129.7	31:57.177								
19	1	1:45.162	28.849	38.420	37.893	130.1	33:42.339								
20	1	1:46.546	28.909	38.608	39.029	128.4	35:28.885								
<b>9</b> 1.Alain VÖGELE ALFA ROMEO GIULIA TZ Disc															
1	1	1:55.147	36.741	40.300	38.106	118.8	1:55.147								





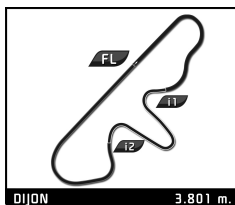
# TROFEO NASTRO ROSSO GRAND PRIX DE L'AGE D'OR RACE 1

Analysis

Personal Best Session Best B Crossing the finish line in pit lane

Lap	D	Time	Sector 1	Sector 2	Sector 3	Kph	Elapsed	Lap	D	Time	Sector 1	Sector 2	Sector 3	Kph	Elapsed
<b>40</b> 1. Lukas HÜNI MASERATI A6 GCS Barchetta Drum															
1	1	1:52.523	35.930	39.274	37.319	121.6	1:52.523								
2	1	1:43.683	28.314	38.264	37.105	132.0	3:36.206								
3	1	1:43.883	28.290	38.497	37.096	131.7	5:20.089								
4	1	1:45.492	29.456	38.661	37.375	129.7	7:05.581								
5	1	1:44.051	28.512	38.257	37.282	131.5	8:49.632								
6	1	1:44.002	27.975	38.499	37.528	131.6	10:33.634								
7	1	1:44.285	28.308	38.738	37.239	131.2	12:17.919								
8	1	1:43.765	28.130	38.102	37.533	131.9	14:01.684								
9	1	1:43.556	28.112	38.215	37.229	132.1	15:45.240								
10	1	1:42.948	27.921	37.789	37.238	132.9	17:28.188								
11	1	1:44.170	28.209	38.097	37.864	131.4	19:12.358								
12	1	1:44.036	28.533	38.035	37.468	131.5	20:56.394								
13	1	1:44.436	28.520	38.197	37.719	131.0	22:40.830								
14	1	1:45.027	28.687	38.655	37.685	130.3	24:25.857								
15	1	1:44.477	28.482	38.676	37.319	131.0	26:10.334								
16	1	1:43.608	27.835	38.708	37.065	132.1	27:53.942								
17	1	1:43.608	27.814	38.391	37.403	132.1	29:37.550								
18	1	1:42.558	27.778	37.685	37.095	133.4	31:20.108								
19	1	1:44.008	28.211	38.048	37.749	131.6	33:04.116								
20	1	1:42.718	27.890	37.865	36.963	133.2	34:46.834								
21	1	1:45.025	28.861	38.195	37.969	130.3	36:31.859								
<b>50</b> 1. Ben GILL FERRARI 250 GT Berlinetta Disc															
1	1	1:52.826	35.897	39.865	37.064	121.3	1:52.826								
2	1	1:44.093	29.279	37.906	36.908	131.5	3:36.919								
3	1	1:43.608	28.413	38.121	37.074	132.1	5:20.527								
4	1	1:44.061	28.705	38.208	37.148	131.5	7:04.588								
5	1	1:43.249	28.533	37.900	36.816	132.5	8:47.837								
6	1	1:44.070	28.888	38.235	36.947	131.5	10:31.907								
7	1	1:43.965	28.308	38.513	37.144	131.6	12:15.872								
8	1	1:42.924	28.280	37.477	37.167	132.9	13:58.796								
9	1	1:42.625	28.307	37.351	36.967	133.3	15:41.421								
10	1	1:43.918	28.337	37.903	37.678	131.7	17:25.339								
11	1	1:43.607	28.617	37.571	37.419	132.1	19:08.946								
12	1	1:46.083	28.821	39.426	37.836	129.0	20:55.029								
13	1	1:44.561	28.832	38.228	37.501	130.9	22:39.590								
14	1	1:45.441	29.031	38.411	37.999	129.8	24:25.031								
15	1	1:44.377	28.977	37.878	37.522	131.1	26:09.408								
16	1	1:43.592	28.564	37.753	37.275	132.1	27:53.000								
17	1	1:45.228	28.573	38.916	37.739	130.0	29:38.228								
18	1	1:46.445	29.305	38.865	38.275	128.6	31:24.673								
19	1	1:46.023	29.200	38.818	38.005	129.1	33:10.696								
20	1	1:47.102	29.817	38.868	38.417	127.8	34:57.798								
21	1	1:46.641	29.581	38.414	38.646	128.3	36:44.439								
<b>51</b> 1. Antoine BLASCO OSCA S 1500 TN Disc 2. Daniel Tomas CAGGIANO															
1	1	2:03.531	39.740	41.607	42.184	110.8	2:03.531								
2	1	1:57.737	32.920	42.582	42.235	116.2	4:01.268								
3	1	2:06.505	32.218	45.353	48.934	108.2	6:07.773								
4	1	2:05.460	32.623	45.494	47.343	109.1	8:13.233								
5	1	2:07.600	33.601	45.420	48.579	107.2	10:20.833								
6	1	2:05.038	33.967	46.550	44.521	109.4	12:25.871								
7	1	2:01.777	32.296	45.150	44.331	112.4	14:27.648								
8	1	2:01.110	32.679	43.376	45.055	113.0	16:28.758								
9	1	2:02.365	32.801	44.461	45.103	111.8	18:31.123								
10	1	2:03.066	32.583	44.904	45.579	111.2	20:34.189								
11	1	2:03.503	33.131	44.545	45.827	110.8	22:37.692								
12	1	2:10.962	35.599	45.739	49.624	104.5	24:48.654								
13	1	2:06.368	34.701	45.411	46.256	108.3	26:55.022								
14	1	2:05.454	33.842	44.050	47.562	109.1	29:00.476								
15	1	2:03.017	33.737	44.813	44.467	111.2	31:03.493								
16	1	2:06.433	33.424	46.271	46.738	108.2	33:09.926								
17	1	2:03.610	32.770	44.708	46.132	110.7	35:13.536								
<b>55</b> 1. Vincent GAYE FERRARI 275 GTB/C Disc															
1	1	1:47.164	33.066	38.133	35.965	127.7	1:47.164								
2	1	1:41.389	28.149	37.024	36.216	135.0	3:28.553								
3	1	1:41.744	28.573	37.524	35.647	134.5	5:10.297								
4	1	1:40.391	27.697	37.148	35.546	136.3	6:50.688								
5	1	1:40.958	28.081	37.204	35.673	135.5	8:31.646								
6	1	1:40.951	27.760	36.671	36.520	135.5	10:12.597								
7	1	1:40.024	27.407	37.010	35.607	136.8	11:52.621								
8	1	1:40.556	27.941	36.770	35.845	136.1	13:33.177								
9	1	1:40.587	27.538	37.400	35.649	136.0	15:13.764								
10	1	1:39.583	27.595	36.183	35.805	137.4	16:53.347								
11	1	1:39.445	27.366	36.521	35.558	137.6	18:32.792								
12	1	1:40.044	27.631	36.854	35.559	136.8	20:12.836								
13	1	1:39.167	27.195	36.739	35.233	138.0	21:52.003								
14	1	1:40.388	27.531	37.193	35.664	136.3	23:32.391								
15	1	1:40.389	27.673	36.953	35.763	136.3	25:12.780								
16	1	1:39.716	27.495	36.445	35.776	137.2	26:52.496								
17	1	1:39.254	27.366	36.588	35.300	137.9	28:31.750								
18	1	1:39.562	27.587	36.715	35.260	137.4	30:11.312								
19	1	1:39.307	27.418	36.489	35.400	137.8	31:50.619								
20	1	1:39.899	27.627	36.589	35.683	137.0	33:30.518								
21	1	1:39.754	27.565	36.978	35.211	137.2	35:10.272								
<b>57</b> 1. Jean Jacques GRAVIER ALFA ROMEO GIULIA TZ Disc															
1	1	1:59.684	38.140	41.539	40.005	114.3	1:59.684								
2	1	1:50.594	30.137	40.148	40.309	123.7	3:50.278								
3	1	1:52.835	30.680	41.141	41.014	121.3	5:43.113								
4	1	1:52.431	30.525	40.659	41.247	121.7	7:35.544								
5	1	1:51.804	30.334	40.476	40.994	122.4	9:27.348								
6	1	1:51.581	30.199	40.282	41.100	122.6	11:18.929								
7	1	1:51.952	30.198	40.377	41.377	122.2	13:10.881								
8	1	1:52.826	30.218	41.062	41.546	121.3	15:03.707								
9	1	1:52.481	30.441	40.381	41.659	121.7	16:56.188								
10	1	1:53.054	30.282	40.716	42.056	121.0	18:49.242								





## TROFEO NASTRO ROSSO GRAND PRIX DE L'AGE D'OR RACE 1

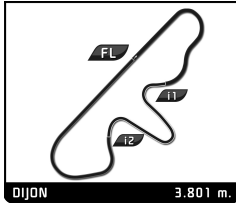
### Analysis

■ Personal Best   
 ■ Session Best   
 ■ Crossing the finish line in pit lane

Lap	D	Time	Sector 1	Sector 2	Sector 3	Kph	Elapsed	Lap	D	Time	Sector 1	Sector 2	Sector 3	Kph	Elapsed
11	1	1:50.719	29.922	39.958	40.839	123.6	20:39.961								
12	1	1:50.713	30.055	39.892	40.766	123.6	22:30.674								
13	1	1:52.917	31.581	40.293	41.043	121.2	24:23.591								
14	1	1:53.781	32.289	40.169	41.323	120.3	26:17.372								
15	1	1:51.359	29.915	40.286	41.158	122.9	28:08.731								
16	1	1:51.841	30.141	40.588	41.112	122.3	30:00.572								
17	1	1:51.045	29.952	39.963	41.130	123.2	31:51.617								
18	1	1:51.772	30.354	40.514	40.904	122.4	33:43.389								
19	1	1:50.698	29.754	40.004	40.940	123.6	35:34.087								

61		1. Josef RETTENMAIER		MASERATI T61 Birdcage				
Lap	D	Time	Sector 1	Sector 2	Sector 3	Kph	Elapsed	Disc
1	1	1:50.119	35.210	38.528	36.381	124.3	1:50.119	
2	1	1:42.523	28.587	37.715	36.221	133.5	3:32.642	
3	1	1:41.881	28.483	37.406	35.992	134.3	5:14.523	
4	1	1:40.979	28.115	37.025	35.839	135.5	6:55.502	
5	1	1:40.587	28.143	36.800	35.644	136.0	8:36.089	
6	1	1:40.863	27.773	36.792	36.298	135.7	10:16.952	
7	1	1:39.963	27.646	36.893	35.424	136.9	11:56.915	
8	1	1:41.352	28.025	37.434	35.893	135.0	13:38.267	
9	1	1:40.879	27.677	37.294	35.908	135.6	15:19.146	
10	1	1:40.535	27.440	37.351	35.744	136.1	16:59.681	
11	1	1:42.259	28.128	38.002	36.129	133.8	18:41.940	
12	1	1:42.443	28.041	38.192	36.210	133.6	20:24.383	
13	1	1:41.300	28.120	37.426	35.754	135.1	22:05.683	
14	1	1:42.550	28.583	37.779	36.188	133.4	23:48.233	
15	1	1:41.899	28.511	37.546	35.842	134.3	25:30.132	
16	1	1:41.564	27.515	37.813	36.236	134.7	27:11.696	
17	1	1:42.066	28.464	37.460	36.142	134.1	28:53.762	
18	1	1:41.776	28.423	37.551	35.802	134.4	30:35.538	
19	1	1:42.011	28.278	37.849	35.884	134.1	32:17.549	
20	1	1:43.241	28.443	37.842	36.956	132.5	34:00.790	
21	1	1:43.286	28.531	38.467	36.288	132.5	35:44.076	

64		1. Arnold MEIER		FERRARI 275 GTB/C				
Lap	D	Time	Sector 1	Sector 2	Sector 3	Kph	Elapsed	Disc
1	1	1:49.452	34.068	38.146	37.238	125.0	1:49.452	
2	1	1:45.080	29.707	38.455	36.918	130.2	3:34.532	
3	1	1:43.942	29.179	37.831	36.932	131.6	5:18.474	
4	1	1:44.289	29.184	38.239	36.866	131.2	7:02.763	
5	1	1:44.160	28.893	37.990	37.277	131.4	8:46.923	
6	1	1:44.081	28.354	38.513	37.214	131.5	10:31.004	
7	1	1:43.028	28.414	37.931	36.683	132.8	12:14.032	
8	1	1:43.231	28.220	38.085	36.926	132.6	13:57.263	
9	1	1:43.703	28.725	38.079	36.899	131.9	15:40.966	
10	1	1:42.353	27.944	37.724	36.685	133.7	17:23.319	
11	1	1:42.564	27.957	37.765	36.842	133.4	19:05.883	
12	1	1:43.615	28.794	37.844	36.977	132.1	20:49.498	
13	1	1:43.074	28.519	37.551	37.004	132.8	22:32.572	
14	1	1:43.214	28.400	37.916	36.898	132.6	24:15.786	
15	1	1:42.891	28.541	37.698	36.652	133.0	25:58.677	
16	1	1:43.244	28.309	38.045	36.890	132.5	27:41.921	
17	1	1:44.391	28.872	38.318	37.201	131.1	29:26.312	
18	1	1:44.057	28.538	38.334	37.185	131.5	31:10.369	
19	1	1:44.091	28.809	38.207	37.075	131.5	32:54.460	
20	1	1:44.845	29.211	38.132	37.502	130.5	34:39.305	
21	1	1:45.118	29.113	38.709	37.296	130.2	36:24.423	



**TROFEO NASTRO ROSSO**  
**GRAND PRIX DE L'AGE D'OR**  
**RACE 2 (45')**

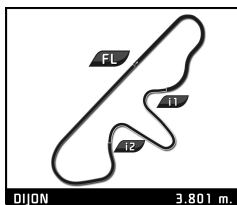
Starting Grid

Carlos de MIGUEL	35	- 8 -	
Egon HOFER	2	- 7 -	8 Erich TRABER
Stephan RETTENMAIER	15	- 6 -	51 Antoine BLASCO
Carlo VÖGELE	6	- 5 -	57 Jean Jacques GRAVIER
Ben GILL	50	- 4 -	9 Alain VÖGELE
Christian DUMOLIN	20	- 3 -	40 Lukas HÜNI
Josef RETTENMAIER	61	- 2 -	64 Arnold MEIER
Michael O'SHEA	5	- 1 -	55 Vincent GAYE

Pole

Stewards:

Timekeeper:



# TROFEO NASTRO ROSSO

## GRAND PRIX DE L'AGE D'OR

### RACE 2 ((35'))

#### Final Classification

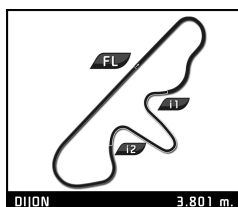
Drivers	Team	Vehicle	Class	Laps	Total Time	Gap	Kph	Best Lap	
								Lap	Time Kph
1 5 Michael O'SHEA		COOPER-Maserati Monaco T61	Disc	22	36:25.177	-	137.8	2	1:37.499 140.3
2 55 Vincent GAYE		FERRARI 275 GTB/C	Disc	22	36:27.588	+2.411	137.6	20	1:38.131 139.4
3 61 Josef RETTENMAIER		MASERATI T61 Birdcage	Disc	22	37:52.797	+1:27.620	132.5	12	1:41.290 135.1
4 64 Arnold MEIER		FERRARI 275 GTB/C	Disc	22	38:01.632	+1:36.455	131.9	7	1:42.090 134.0
5 20 Christian DUMOLIN		FERRARI 250 GT Berlinetta	Disc	22	38:04.059	+1:38.882	131.8	18	1:42.331 133.7
6 9 Alain VÖGELE		ALFA ROMEO GIULIA TZ	Disc	22	38:05.334	+1:40.157	131.7	16	1:42.243 133.8
7 6 Carlo VÖGELE		MASERATI A6 GCS BERLINETTA	Drum	21	37:25.898	1 Lap	127.9	19	1:45.210 130.1
8 2 Egon HOFER		COOPER MONACO - MASERATI T 49	Drum	21	37:48.248	1 Lap	126.7	6	1:40.021 136.8
9 57 Jean Jacques GRAVIER		ALFA ROMEO GIULIA TZ	Disc	20	37:18.131	2 Laps	122.3	11	1:49.430 125.0
10 15 Stephan RETTENMAIER/Ingo GRIMM		MASERATI 300 S	Drum	20	38:08.812	2 Laps	119.6	19	1:49.193 125.3
<b>Not classified:</b>									
50 Ben GILL		FERRARI 250 GT Berlinetta	Disc	22	39:59.113			7	1:42.639 133.3
51 Antoine BLASCO/Daniel Tomas CAGGIANO		OSCA S 1500 TN	Drum	7	14:10.198			6	1:58.099 115.9
<b>Not started</b>									
8 Erich TRABER/Christian TRABER		FERRARI 250 GT Europa	Drum						
35 Carlos de MIGUEL/Luis DELSO		FERRARI 275 GTB	Disc						
40 Lukas HÜNI		MASERATI A6 GCS Barchetta	Drum						

<b>Pole Position</b>		M. O'SHEA		
<b>Fastest Lap</b>	Lap 2	Michael O'SHEA	1:37.499	140.3 Kph

Published at: .....

Track Status: **DRY**

<b>Stewards:</b>	<b>Timekeeper:</b>
------------------	--------------------



## TROFEO NASTRO ROSSO GRAND PRIX DE L'AGE D'OR RACE 2

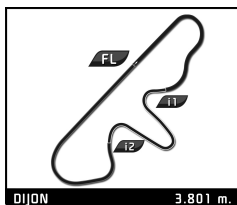
### Final Classification By Performance Index

Nr Drivers	Car	Class	Laps	Total Time	Coefficient	Index
1 6 Carlo VÖGELE	MASERATI A6 GCS BERLINETTA	Drum	21	37:25.898	0,720	<b>1694,048</b>
2 15 Stephan RETTENMAIER / Ingo GRIMM	MASERATI 300 S	Drum	20	38:08.812	0,770	<b>1938,623</b>
3 9 Alain VÖGELE	ALFA ROMEO GIULIA TZ	Disc	22	38:05.334	0,860	<b>1965,387</b>
4 2 Egon HOFER	COOPER MONACO - MASERATI T 49	Drum	21	37:48.248	0,850	<b>2019,820</b>
5 61 Josef RETTENMAIER	MASERATI T61 Birdcage	Disc	22	37:52.797	0,900	<b>2045,517</b>
6 57 Jean Jacques GRAVIER	ALFA ROMEO GIULIA TZ	Disc	20	37:18.131	0,860	<b>2117,271</b>
7 20 Christian DUMOLIN	FERRARI 250 GT Berlinetta	Disc	22	38:04.059	0,960	<b>2192,696</b>
8 55 Vincent GAYE	FERRARI 275 GTB/C	Disc	22	36:27.588	1,060	<b>2318,843</b>
9 64 Arnold MEIER	FERRARI 275 GTB/C	Disc	22	38:01.632	1,060	<b>2418,529</b>
10 5 Michael O'SHEA	COOPER-Maserati Monaco T61	Disc	22	36:25.177	1,150	<b>2512,953</b>
<b>Not classified:</b>						
11 51 Antoine BLASCO / Daniel Tomas CAGGIANO	OSCA S 1500 TN	Drum	7	14:10.198		
12 50 Ben GILL	FERRARI 250 GT Berlinetta	Disc	22	39:59.113		
<b>Not started</b>						
13 40 Lukas HÜNI	MASERATI A6 GCS Barchetta	Drum	0			
14 35 Carlos de MIGUEL / Luis DELSO	FERRARI 275 GTB	Disc	0			
15 8 Erich TRABER / Christian TRABER	FERRARI 250 GT Europa	Drum	0			

Published at: .....

Stewards:

Timekeeper:



## TROFEO NASTRO ROSSO GRAND PRIX DE L'AGE D'OR RACE 2

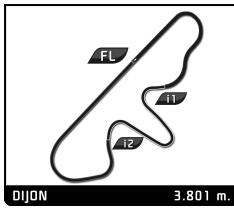
### Final Classification by Class

Nr. Drivers	Team	Car	Laps	Total Time	Gap	Kph	Best Lap		
							Lap	Time	Kph
<b>Disc</b>									
1	5 M. O'SHEA	COOPER-Maserati Monaco T61	22	36:25.177		137.8	2	1:37.499	140.3
2	55 V. GAYE	FERRARI 275 GTB/C	22	36:27.588	+2.411	137.6	20	1:38.131	139.4
3	61 J. RETTENMAIER	MASERATI T61 Birdcage	22	37:52.797	+1:27.620	132.5	12	1:41.290	135.1
4	64 A. MEIER	FERRARI 275 GTB/C	22	38:01.632	+1:36.455	131.9	7	1:42.090	134.0
5	20 C. DUMOLIN	FERRARI 250 GT Berlinetta	22	38:04.059	+1:38.882	131.8	18	1:42.331	133.7
6	9 A. VÖGELE / .	ALFA ROMEO GIULIA TZ	22	38:05.334	+1:40.157	131.7	16	1:42.243	133.8
7	57 J. GRAVIER / .	ALFA ROMEO GIULIA TZ	20	37:18.131	2 Laps	122.3	11	1:49.430	125.0
<b>Not classified:</b>									
	50 B. GILL	FERRARI 250 GT Berlinetta	22	39:59.113	+3:33.936	125.5	7	1:42.639	133.3
<b>Not started</b>									
	35 C. de MIGUEL / L. DELSO	FERRARI 275 GTB						0.0	
<b>Drum</b>									
1	6 C. VÖGELE	MASERATI A6 GCS BERLINETTA	21	37:25.898		127.9	19	1:45.210	130.1
2	2 E. HOFER	COOPER MONACO - MASERATI T 49	21	37:48.248	+22.350	126.7	6	1:40.021	136.8
3	15 S. RETTENMAIER / I. GRIMM	MASERATI 300 S	20	38:08.812	1 Laps	119.6	19	1:49.193	125.3
<b>Not classified:</b>									
	51 A. BLASCO / D. CAGGIANO	OSCA S 1500 TN	7	14:10.198		112.7	6	1:58.099	115.9
<b>Not started</b>									
	8 E. TRABER / C. TRABER	FERRARI 250 GT Europa					21 Laps	0.0	
	40 L. HÜNI	MASERATI A6 GCS Barchetta						0.0	

Published at: .....

Track Status: **DRY**

Stewards:	Timekeeper:
-----------	-------------

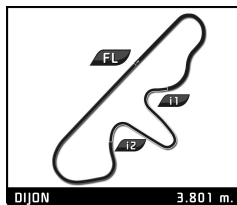


**TROFEO NASTRO ROSSO**  
**GRAND PRIX DE L'AGE D'OR**  
**RACE 2**

Lap Chart

		LAP																							
Nr	Pos	Grid	1	2	3	4	5	6	7	8	9	10	11	12	13	14	15	16	17	18	19	20	21	22	
5	1	5	5	5	5	5	5	5	5	5	5	5	5	5	5	5	5	5	5	5	5	5	5	5	
55	2	55	55	55	55	55	55	55	55	55	55	55	55	55	55	55	55	55	55	55	55	55	55	55	
61	3	61	64	61	61	61	61	61	61	61	61	61	61	61	2	2	2	2	61	61	61	61	61	61	61
64	4	64	61	64	64	64	64	64	64	64	2	2	2	2	61	61	61	2	2	64	64	64	64	64	
20	5	20	20	20	50	50	50	50	50	2	64	64	64	64	64	64	64	64	64	2	50	50	50	20	
40	6	40	50	50	20	20	20	20	2	50	50	50	50	50	50	50	50	50	50	50	20	20	20	9	
50	7	50	9	9	9	9	9	2	20	20	20	20	20	20	20	20	20	20	20	20	9	9	9	50	
9	8	9	6	2	2	2	2	9	9	9	9	9	9	9	9	9	9	9	9	9	2	2	6		
6	9	6	2	6	6	6	6	6	6	6	6	6	6	6	6	6	6	6	6	6	6	6	6	2	
57	10	57	15	15	15	15	15	15	15	57	57	57	57	57	57	57	57	57	57	57	57	57	57		
15	11	15	57	57	57	57	57	57	57	15	15	15	15	15	15	15	15	15	15	15	15	15	15		
51	12	51	51	51	51	51	51	51																	
2	13	2																							
8	14	8																							
35	15	35																							



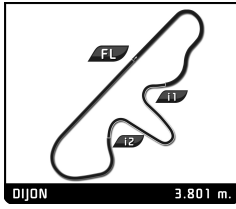


## TROFEO NASTRO ROSSO GRAND PRIX DE L'AGE D'OR RACE 2

### Best Sector Times

SECTOR 1			SECTOR 2			SECTOR 3			Pos	Team	Cl	Ideal Lap	Best Lap
Pos	Driver	Time	Driver	Time	Driver	Time							
1	5 M.O'SHEA	26.929	55 V.GAYE	35.967	5 M.O'SHEA	33.106	1	5	Disc	1'36.540	1:37.499 (1)		
2	55 V.GAYE	26.945	5 M.O'SHEA	36.505	55 V.GAYE	34.928	2	55	Disc	1'37.840	1:38.131 (2)		
3	2 E.HOFER	27.313	2 E.HOFER	36.681	2 E.HOFER	35.309	3	2	Drum	1'39.303	1:40.021 (3)		
4	9 A.VÖGELE	27.382	61 J.RETTENMAIER	37.072	61 J.RETTENMAIER	35.955	4	61	Disc	1'40.836	1:41.290 (4)		
5	61 J.RETTENMAIER	27.809	9 A.VÖGELE	37.098	20 C.DUMOLIN	36.110	5	9	Disc	1'41.339	1:42.243 (6)		
6	50 B.GILL	28.016	64 A.MEIER	37.186	64 A.MEIER	36.532	6	20	Disc	1'41.670	1:42.331 (7)		
7	20 C.DUMOLIN	28.121	50 B.GILL	37.326	50 B.GILL	36.614	7	50	Disc	1'41.956	1:42.639 (8)		
8	64 A.MEIER	28.327	20 C.DUMOLIN	37.439	9 A.VÖGELE	36.859	8	64	Disc	1'42.045	1:42.090 (5)		
9	6 C.VÖGELE	28.793	6 C.VÖGELE	37.901	6 C.VÖGELE	38.140	9	6	Drum	1'44.834	1:45.210 (9)		
10	57 J.GRAVIER	29.377	57 J.GRAVIER	39.255	15 S.RETTENMAIER	38.426	10	15	Drum	1'48.466	1:49.193 (10)		
11	15 S.RETTENMAIER	30.528	15 S.RETTENMAIER	39.512	57 J.GRAVIER	40.370	11	57	Disc	1'49.002	1:49.430 (11)		
12	51 A.BLASCO	32.019	51 A.BLASCO	42.419	51 A.BLASCO	41.962	12	51	Drum	1'56.400	1:58.099 (12)		



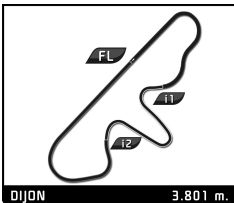


**TROFEO NASTRO ROSSO**  
**GRAND PRIX DE L'AGE D'OR**  
**RACE 2**

**Fastest Lap Sequence**

Practice Time	Team	Car	Class	Driver	Time	Kph	Lap
3:21.057	5	COOPER-Maserati Monaco T61	Disc	Michael O'SHEA	1:37.499	140.3	2



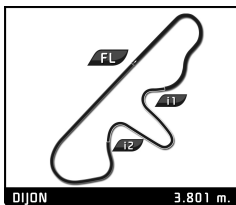


**TROFEO NASTRO ROSSO  
GRAND PRIX DE L'AGE D'OR  
RACE 2**

Analysis by lap

Lapped

Nr	Lap Time	Gap	Nr	Lap Time	Gap	Nr	Lap Time	Gap	Nr	Lap Time	Gap	Nr	Lap Time	Gap
<b>Lap 1</b>			<b>Lap 5</b>			<b>Lap 9</b>			<b>Lap 13</b>			<b>Lap 17</b>		
5	1:43.558		5	1:39.738		5	1:39.306		5	1:37.986		5	1:38.848	
55	1:44.278	0.720	55	1:39.792	2.924	55	1:39.081	2.232	55	1:38.396	2.598	55	1:39.020	2.584
64	1:49.397	5.839	61	1:43.099	23.258	61	1:43.961	35.167	57	1:50.109	1 Lap	6	1:45.853	1 Lap
61	1:50.304	6.746	64	1:42.585	24.416	2	1:40.588	36.830	2	1:41.291	47.728	15	1:50.821	2 Laps
20	1:51.503	7.945	64	1:42.856	24.924	64	1:43.308	37.415	6	1:47.639	1'29.958	61	1:42.113	1'03.308
50	1:52.001	8.443	50	1:42.811	25.090	50	1:43.104	39.856	15	1:50.806	1 Lap	2	1:47.245	1'09.693
9	1:53.797	10.239	9	1:42.512	27.565	20	1:44.588	42.680	6	1:46.057	1'06.534	64	1:44.169	1'12.147
6	1:56.323	12.765	2	1:42.287	29.570	15	2:36.524	1 Lap	6	1:46.282	59.783	50	1:43.182	1'13.649
2	1:59.208	15.650	6	1:46.437	39.708	9	1:44.695	43.936	57	1:50.206	1'39.068	20	1:42.433	1'15.929
15	2:03.938	20.380	15	1:50.287	1'05.392	6	1:46.057	1'06.534	2	1:41.291	47.728	9	1:42.731	1'17.481
57	2:04.187	20.629	57	1:50.113	1'08.144	<b>Lap 10</b>			57	1:50.206	1'39.068	57	1:50.905	1 Lap
51	2:06.781	23.223	<b>Lap 6</b>			<b>Lap 11</b>			<b>Lap 14</b>			<b>Lap 18</b>		
<b>Lap 2</b>			5	1:40.664		5	1:39.123		5	1:39.209		5	1:38.526	
5	1:37.499		55	1:39.595	1.855	55	1:39.468	2.577	55	1:38.958	2.347	55	1:38.258	2.316
55	1:39.989	3.210	51	2:01.753	1 Lap	57	1:51.644	1 Lap	15	1:54.464	2 Laps	6	1:46.292	1 Lap
61	1:43.960	13.207	61	1:42.824	25.418	61	1:43.251	39.295	2	1:41.947	50.466	15	1:51.350	2 Laps
64	1:45.023	13.363	64	1:42.944	26.696	2	1:42.148	39.855	61	1:42.977	52.985	61	1:42.903	1'07.685
20	1:44.043	14.489	50	1:43.187	27.447	64	1:42.974	41.266	64	1:43.194	57.860	64	1:43.338	1'16.959
50	1:43.963	14.907	20	1:43.998	28.424	50	1:43.499	44.232	57	1:52.387	1 Lap	2	1:47.896	1'19.063
9	1:44.086	16.826	2	1:40.021	28.927	20	1:44.207	47.764	50	1:43.022	1'00.550	50	1:44.360	1'19.483
2	1:42.109	20.260	9	1:42.548	29.449	9	1:44.076	48.889	20	1:43.445	1'05.800	20	1:42.331	1'19.734
6	1:45.398	20.664	6	1:46.227	45.271	15	2:00.728	1 Lap	9	1:43.273	1'06.755	9	1:42.280	1'21.235
15	1:50.497	33.378	15	1:50.257	1'14.985	6	1:45.946	1'13.357	<b>Lap 15</b>			<b>Lap 19</b>		
57	1:52.977	36.107	57	1:50.041	1'17.521	<b>Lap 12</b>			5	1:39.544		5	1:38.638	
51	1:59.873	45.597	<b>Lap 7</b>			5	1:39.454		55	1:39.213	2.016	55	1:39.125	2.803
<b>Lap 3</b>			5	1:38.702		55	1:38.596	1.719	6	1:48.608	1 Lap	57	1:55.170	2 Laps
5	1:40.047		55	1:38.993	2.146	57	1:51.380	1 Lap	15	1:51.178	2 Laps	6	1:45.856	1 Lap
55	1:39.733	2.896	51	1:58.099	1 Lap	61	1:41.939	41.780	2	1:41.486	52.408	15	1:49.327	2 Laps
61	1:43.799	16.959	61	1:41.619	28.335	2	1:41.904	42.305	61	1:42.426	55.867	61	1:44.030	1'13.077
64	1:45.145	18.461	64	1:42.090	30.084	64	1:43.039	44.851	64	1:43.132	1'01.448	64	1:43.324	1'21.645
50	1:44.074	18.934	50	1:42.639	31.384	50	1:43.590	48.368	50	1:43.670	1'04.676	50	1:42.915	1'23.760
20	1:44.675	19.117	2	1:41.971	32.196	20	1:42.942	51.252	20	1:42.394	1'08.650	20	1:43.485	1'24.581
9	1:44.255	21.034	20	1:43.251	32.973	9	1:43.383	52.818	9	1:42.982	1'10.193	9	1:43.280	1'25.877
2	1:44.068	24.281	9	1:44.127	34.874	6	1:47.647	1'21.550	61	1:42.426	55.867	2	1:50.990	1'31.415
6	1:46.405	27.022	6	1:46.391	52.960	<b>Lap 13</b>			64	1:43.132	1'01.448	<b>Lap 20</b>		
15	1:50.492	43.823	15	1:49.535	1'25.818	5	1:39.231		50	1:43.670	1'04.676	5	1:38.578	
57	1:50.141	46.201	57	1:49.502	1'28.321	55	1:39.700	2.188	20	1:42.394	1'08.650	55	1:38.131	2.356
51	2:00.169	1'05.719	<b>Lap 8</b>			57	1:49.430	1 Lap	9	1:42.982	1'10.193	57	1:51.141	2 Laps
<b>Lap 4</b>			5	1:39.459		61	1:41.290	43.839	57	1:50.064	1 Lap	6	1:45.210	1 Lap
5	1:40.321		55	1:39.770	2.457	2	1:41.349	44.423	<b>Lap 16</b>			61	1:42.923	1'17.422
55	1:40.295	2.870	61	1:41.636	30.512	64	1:42.992	48.612	5	1:38.838		15	1:49.751	2 Laps
61	1:43.259	19.897	64	1:42.788	33.413	50	1:42.841	51.978	55	1:39.234	2.412	64	1:43.643	1'26.710
64	1:43.429	21.569	2	1:42.811	35.548	20	1:43.521	55.542	6	1:45.766	1 Lap	50	1:43.396	1'28.578
50	1:43.193	21.806	50	1:44.133	36.058	9	1:42.956	56.543	15	1:50.935	2 Laps	20	1:43.184	1'29.187
20	1:43.221	22.017	20	1:43.884	37.398	6	1:47.639	1'29.958	61	1:43.014	1'00.043	9	1:42.843	1'30.142
9	1:44.078	24.791	9	1:43.132	38.547	<b>Lap 14</b>			2	1:47.726	1'01.296	<b>Lap 21</b>		
2	1:43.061	27.021	51	2:02.807	1 Lap	5	1:39.231		64	1:44.216	1'06.826	5	1:39.217	
6	1:46.308	33.009	6	1:46.282	59.783	55	1:39.700	2.188	50	1:43.477	1'09.315	55	1:39.613	2.752
15	1:51.341	54.843	57	1:50.206	1'39.068	57	1:49.430	1 Lap	20	1:42.532	1'12.344	2	2:02.954	1 Lap
57	1:51.889	57.769	<b>Lap 9</b>			61	1:41.290	43.839	9	1:42.243	1'13.598	57	1:51.684	2 Laps
51	2:00.716	1'26.114	5	1:39.459		2	1:41.349	44.423	57	1:50.349	1 Lap	6	1:46.707	1 Lap
<b>Lap 5</b>			55	1:39.770	2.457	64	1:42.992	48.612	<b>Lap 17</b>			61	1:44.244	1'22.449
5	1:39.738		61	1:41.636	30.512	50	1:42.841	51.978	5	1:38.848		15	1:49.193	2 Laps
55	1:39.792	2.924	64	1:42.788	33.413	20	1:43.521	55.542	55	1:39.020	2.584	64	1:43.451	1'30.944
64	1:43.099	23.258	2	1:42.811	35.548	9	1:42.956	56.543	6	1:45.853	1 Lap	50	1:42.857	1'32.218
61	1:43.099	23.258	50	1:44.133	36.058	6	1:47.639	1'29.958	15	1:50.821	2 Laps	20	1:42.542	1'32.512
20	1:51.503	7.945	20	1:43.884	37.398	15	1:50.806	1 Lap	61	1:42.113	1'03.308	9	1:42.874	1'33.799
50	1:52.001	8.443	9	1:43.132	38.547	<b>Lap 15</b>			2	1:47.245	1'09.693	<b>Lap 22</b>		
9	1:53.797	10.239	51	2:02.807	1 Lap	5	1:37.986		64	1:44.169	1'12.147	5	1:38.691	
6	1:56.323	12.765	6	1:46.282	59.783	55	1:38.396	2.598	50	1:43.182	1'13.649	55	1:38.350	2.411
2	1:59.208	15.650	57	1:50.206	1'39.068	57	1:50.109	1 Lap	20	1:42.433	1'15.929	57	1:54.812	2 Laps
15	2:03.938	20.380	<b>Lap 6</b>			2	1:41.291	47.728	9	1:42.731	1'17.481	6	1:48.943	1 Lap
57	2:04.187	20.629	5	1:40.664		61	1:43.364	49.217	57	1:50.905	1 Lap			
51	2:06.781	23.223	55	1:39.595	1.855									

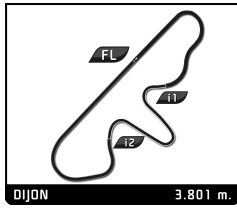


**TROFEO NASTRO ROSSO**  
**GRAND PRIX DE L'AGE D'OR**  
**RACE 2**

Analysis by lap

Lapped

Nr	Lap Time	Gap	Nr	Lap Time	Gap	Nr	Lap Time	Gap	Nr	Lap Time	Gap	Nr	Lap Time	Gap
<b>2</b>	2:45.188	1 Lap												
61	1:43.862	1'27.620												
64	1:44.202	1'36.455												
20	1:45.061	1'38.882												
9	1:45.049	1'40.157												
<b>15</b>	1:53.271	2 Laps												
50	3:40.409	3'33.936												

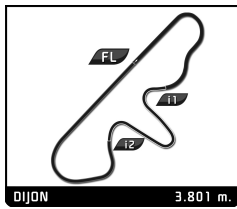


**TROFEO NASTRO ROSSO**  
**GRAND PRIX DE L'AGE D'OR**  
**RACE 2**

Analysis

Lap	D	Time	Sector 1	Sector 2	Sector 3	Kph	Elapsed	Lap	D	Time	Sector 1	Sector 2	Sector 3	Kph	Elapsed
<b>2</b> 1.Egon HOFER <small>COOPER MONACO - MASERATI T 49</small> <small>Drum</small>								6	1	1:46.227	29.456	38.239	38.532	128.8	10:47.098
1	1	1:59.208	41.340	40.486	37.382	114.8	1:59.208	7	1	1:46.391	29.503	38.396	38.492	128.6	12:33.489
2	1	1:42.109	28.468	36.970	36.671	134.0	3:41.317	8	1	1:46.282	29.472	38.198	38.612	128.7	14:19.771
3	1	1:44.068	28.801	38.074	37.193	131.5	5:25.385	9	1	1:46.057	29.467	38.129	38.461	129.0	16:05.828
4	1	1:43.061	28.547	37.680	36.834	132.8	7:08.446	10	1	1:45.946	28.902	38.138	38.906	129.2	17:51.774
5	1	1:42.287	28.406	36.758	37.123	133.8	8:50.733	11	1	1:47.647	29.271	38.098	40.278	127.1	19:39.421
6	1	<b>1:40.021</b>	27.820	<b>36.681</b>	35.520	136.8	10:30.754	12	1	1:47.639	30.655	38.549	38.435	127.1	21:27.060
7	1	1:41.971	28.583	38.079	<b>35.309</b>	134.2	12:12.725	13	1	1:45.603	28.950	38.302	38.351	129.6	23:12.663
8	1	1:42.811	28.371	38.403	36.037	133.1	13:55.536	14	1	1:48.608	29.900	40.142	38.566	126.0	25:01.271
9	1	1:40.588	27.609	37.094	35.885	136.0	15:36.124	15	1	1:45.766	29.184	38.442	<b>38.140</b>	129.4	26:47.037
10	1	1:42.148	<b>27.313</b>	37.989	36.846	134.0	17:18.272	16	1	1:45.853	29.339	38.228	38.286	129.3	28:32.890
11	1	1:41.904	27.997	38.095	35.812	134.3	19:00.176	17	1	1:46.292	29.084	38.681	38.527	128.7	30:19.182
12	1	1:41.349	27.980	37.680	35.689	135.0	20:41.525	18	1	1:45.856	29.419	38.294	38.143	129.3	32:05.038
13	1	1:41.291	27.658	37.716	35.917	135.1	22:22.816	19	1	<b>1:45.210</b>	<b>28.793</b>	<b>37.901</b>	38.516	130.1	33:50.248
14	1	1:41.947	28.793	37.152	36.002	134.2	24:04.763	20	1	1:46.707	29.591	38.396	38.720	128.2	35:36.955
15	1	1:41.486	27.443	37.845	36.198	134.8	25:46.249	21	1	1:48.943	31.145	38.934	38.864	125.6	37:25.898
16	1	1:47.726	29.021	39.794	38.911	127.0	27:33.975	<b>9</b> 1.Alain VÖGELE <small>ALFA ROMEO GIULIA TZ</small> <small>Disc</small>							
17	1	1:47.245	30.444	38.297	38.504	127.6	29:21.220	1	1	1:53.797	37.702	38.179	37.916	120.2	1:53.797
18	1	1:47.896	30.516	39.059	38.321	126.8	31:09.116	2	1	1:44.086	28.074	38.078	37.934	131.5	3:37.883
19	1	1:50.990	32.088	39.975	38.927	123.3	33:00.106	3	1	1:44.255	28.823	37.737	37.695	131.3	5:22.138
20	1	2:02.954	31.787	40.261	50.906	111.3	35:03.060	4	1	1:44.078	28.106	37.951	38.021	131.5	7:06.216
21	1	2:45.188	48.491	51.030	1:05.667	82.8	37:48.248	5	1	1:42.512	27.938	<b>37.098</b>	37.476	133.5	8:48.728
<b>5</b> 1.Michael O'SHEA <small>COOPER-Maserati Monaco T61</small> <small>Disc</small>								6	1	1:42.548	27.829	37.294	37.425	133.4	10:31.276
1	1	1:43.558	33.154	37.298	<b>33.106</b>	132.1	1:43.558	7	1	1:44.127	28.899	37.912	37.316	131.4	12:15.403
2	1	<b>1:37.499</b>	<b>26.929</b>	<b>36.505</b>	34.065	140.3	3:21.057	8	1	1:43.132	27.860	38.155	37.117	132.7	13:58.535
3	1	1:40.047	29.149	36.860	34.038	136.8	5:01.104	9	1	1:44.695	29.059	38.488	37.148	130.7	15:43.230
4	1	1:40.321	29.142	37.197	33.982	136.4	6:41.425	10	1	1:44.076	28.296	37.737	38.043	131.5	17:27.306
5	1	1:39.738	28.374	37.464	33.900	137.2	8:21.163	11	1	1:43.383	28.004	37.613	37.766	132.4	19:10.689
6	1	1:40.664	28.766	37.780	34.118	135.9	10:01.827	12	1	1:42.956	27.864	38.233	<b>36.859</b>	132.9	20:53.645
7	1	1:38.702	27.856	36.979	33.867	138.6	11:40.529	13	1	1:44.134	28.293	38.463	37.378	131.4	22:37.779
8	1	1:39.459	28.544	37.205	33.710	137.6	13:19.988	14	1	1:43.273	27.926	38.285	37.062	132.5	24:21.052
9	1	1:39.306	27.919	37.357	34.030	137.8	14:59.294	15	1	1:42.982	27.694	37.976	37.312	132.9	26:04.034
10	1	1:39.123	27.801	37.104	34.218	138.0	16:38.417	16	1	<b>1:42.243</b>	27.673	37.411	37.159	133.8	27:46.277
11	1	1:39.454	28.009	36.997	34.448	137.6	18:17.871	17	1	1:42.731	28.000	37.476	37.255	133.2	29:29.008
12	1	1:39.231	27.798	37.324	34.109	137.9	19:57.102	18	1	1:42.280	<b>27.382</b>	37.710	37.188	133.8	31:11.288
13	1	1:37.986	27.499	36.785	33.702	139.6	21:35.088	19	1	1:43.280	28.397	37.946	36.937	132.5	32:54.568
14	1	1:39.209	27.205	37.466	34.538	137.9	23:14.297	20	1	1:42.843	27.818	37.989	37.036	133.1	34:37.411
15	1	1:39.544	28.208	37.380	33.956	137.5	24:53.841	21	1	1:42.874	28.245	37.450	37.179	133.0	36:20.285
16	1	1:38.838	28.049	37.071	33.718	138.4	26:32.679	22	1	1:45.049	29.646	37.917	37.486	130.3	38:05.334
17	1	1:38.848	27.996	37.011	33.841	138.4	28:11.527	<b>15</b> 1.Stephan RETTENMAIER 2.Ingo GRIMM <small>MASERATI A6 GCS BERLINETTA</small> <small>Drum</small>							
18	1	1:38.526	27.909	36.691	33.926	138.9	29:50.053	1	1	2:03.938	41.060	42.058	40.820	110.4	2:03.938
19	1	1:38.638	27.100	37.111	34.427	138.7	31:28.691	2	1	1:50.497	30.705	40.107	39.685	123.8	3:54.435
20	1	1:38.578	27.806	36.981	33.791	138.8	33:07.269	3	1	1:50.492	31.010	39.759	39.723	123.8	5:44.927
21	1	1:39.217	27.538	37.516	34.163	137.9	34:46.486	4	1	1:51.341	30.922	39.898	40.521	122.9	7:36.268
22	1	1:38.691	27.469	37.093	34.129	138.7	36:25.177	5	1	1:50.287	31.233	39.537	39.517	124.1	9:26.555
<b>6</b> 1.Carlo VÖGELE <small>MASERATI A6 GCS BERLINETTA</small> <small>Drum</small>								6	1	1:50.257	30.744	39.980	39.533	124.1	11:16.812
1	1	1:56.323	38.877	38.862	38.584	117.6	1:56.323	7	1	1:49.535	30.899	39.552	39.084	124.9	13:06.347
2	1	1:45.398	29.092	38.131	38.175	129.8	3:41.721	8	1	2:36.524 B	<b>30.528</b>	39.850	1:26.146	87.4	15:42.871
3	1	1:46.405	29.402	38.551	38.452	128.6	5:28.126	9	1	2:00.728	38.473	39.882	42.373	113.3	17:43.599
4	1	1:46.308	29.523	38.228	38.557	128.7	7:14.434	10	1	1:54.117	31.889	39.830	42.398	119.9	19:37.716
5	1	1:46.437	29.346	38.367	38.724	128.6	9:00.871	11	1	1:50.806	32.868	<b>39.512</b>	<b>38.426</b>	123.5	21:28.522
								12	1	1:54.464	30.538	44.437	39.489	119.5	23:22.986
								13	1	1:51.178	31.236	40.539	39.403	123.1	25:14.164



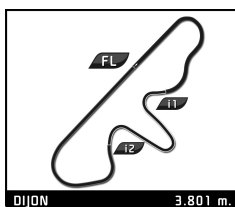


# TROFEO NASTRO ROSSO GRAND PRIX DE L'AGE D'OR RACE 2

Analysis

Personal Best Session Best B Crossing the finish line in pit lane

Lap	D	Time	Sector 1	Sector 2	Sector 3	Kph	Elapsed	Lap	D	Time	Sector 1	Sector 2	Sector 3	Kph	Elapsed
14	1	1:50.935	31.425	40.279	39.231	123.3	27:05.099								
15	1	1:50.821	31.548	39.991	39.282	123.5	28:55.920								
16	1	1:51.350	31.052	40.691	39.607	122.9	30:47.270								
17	1	1:49.327	31.323	39.554	38.450	125.2	32:36.597								
18	1	1:49.751	30.710	39.748	39.293	124.7	34:26.348								
19	1	<b>1:49.193</b>	30.758	39.675	38.760	125.3	36:15.541								
20	1	1:53.271	32.485	41.788	38.998	120.8	38:08.812								
FERRARI 250 GT Berlinetta Disc															
<b>20</b>	1.Christian DUMOLIN														
1	1	1:51.503	35.547	38.576	37.380	122.7	1:51.503								
2	1	1:44.043	28.653	38.560	36.830	131.5	3:35.546								
3	1	1:44.675	29.991	38.097	36.587	130.7	5:20.221								
4	1	1:43.221	29.435	37.676	<b>36.110</b>	132.6	7:03.442								
5	1	1:42.811	28.824	37.767	36.220	133.1	8:46.253								
6	1	1:43.998	28.945	38.081	36.972	131.6	10:30.251								
7	1	1:43.251	28.687	37.814	36.750	132.5	12:13.502								
8	1	1:43.884	28.876	38.279	36.729	131.7	13:57.386								
9	1	1:44.588	29.808	38.343	36.437	130.8	15:41.974								
10	1	1:44.207	28.903	37.898	37.406	131.3	17:26.181								
11	1	1:42.942	<b>28.697</b>	<b>37.439</b>	36.806	132.9	19:09.123								
12	1	1:43.521	29.023	38.092	36.406	132.2	20:52.644								
13	1	1:44.008	28.903	38.399	36.706	131.6	22:36.652								
14	1	1:43.445	28.599	38.192	36.654	132.3	24:20.097								
15	1	1:42.394	28.266	37.892	36.236	133.6	26:02.491								
16	1	1:42.532	28.518	37.633	36.381	133.5	27:45.023								
17	1	1:42.433	28.610	37.492	36.331	133.6	29:27.456								
18	1	<b>1:42.331</b>	<b>28.121</b>	37.988	36.222	133.7	31:09.787								
19	1	1:43.485	29.085	38.173	36.227	132.2	32:53.272								
20	1	1:43.184	28.600	37.936	36.648	132.6	34:36.456								
21	1	1:42.542	28.317	37.881	36.344	133.4	36:18.998								
22	1	1:45.061	30.388	37.929	36.744	130.2	38:04.059								
FERRARI 250 GT Berlinetta Disc															
<b>50</b>	1.Ben GILL														
1	1	1:52.001	36.653	38.310	37.038	122.2	1:52.001								
2	1	1:43.963	28.621	38.531	36.811	131.6	3:35.964								
3	1	1:44.074	29.122	37.872	37.080	131.5	5:20.038								
4	1	1:43.193	28.928	37.578	36.687	132.6	7:03.231								
5	1	1:42.856	28.423	37.582	36.851	133.0	8:46.087								
6	1	1:43.187	28.454	37.743	36.990	132.6	10:29.274								
7	1	<b>1:42.639</b>	28.112	37.726	36.801	133.3	12:11.913								
8	1	1:44.133	28.623	38.666	36.844	131.4	13:56.046								
9	1	1:43.104	28.641	37.600	36.863	132.7	15:39.150								
10	1	1:43.499	28.176	37.567	37.756	132.2	17:22.649								
11	1	1:43.590	28.610	37.617	37.363	132.1	19:06.239								
12	1	1:42.841	28.067	37.662	37.112	133.1	20:49.080								
13	1	1:42.745	28.266	<b>37.326</b>	37.153	133.2	22:31.825								
14	1	1:43.022	28.333	37.582	37.107	132.8	24:14.847								
15	1	1:43.670	28.611	37.741	37.318	132.0	25:58.517								
16	1	1:43.477	28.530	37.481	37.466	132.2	27:41.994								
17	1	1:43.182	28.516	37.590	37.076	132.6	29:25.176								
18	1	1:44.360	<b>28.016</b>	38.094	38.250	131.1	31:09.536								
19	1	1:42.915	28.718	37.583	<b>36.614</b>	133.0	32:52.451								
20	1	1:43.396	28.374	37.746	37.276	132.3	34:35.847								
21	1	1:42.857	28.259	37.718	36.880	133.0	36:18.704								
22	1	3:40.409 <b>B</b>	39.237	45.848	2:15.324	62.1	39:59.113								
ALFA ROMEO GIULIA TZ Disc															
<b>57</b>	1.Jean Jacques GRAVIER														
1	1	2:04.187	40.986	41.781	41.420	110.2	2:04.187								
2	1	1:52.977	30.682	40.603	41.692	121.1	3:57.164								
3	1	1:50.141	29.998	39.437	40.706	124.2	5:47.305								
4	1	1:51.889	29.620	39.429	42.840	122.3	7:39.194								
5	1	1:50.113	29.986	39.432	40.695	124.3	9:29.307								
6	1	1:50.041	29.413	39.277	41.351	124.4	11:19.348								
7	1	1:49.502	29.537	39.450	40.515	125.0	13:08.850								
8	1	1:50.206	<b>29.377</b>	<b>39.255</b>	41.574	124.2	14:59.056								
9	1	1:51.644	31.499	39.682	40.463	122.6	16:50.700								
10	1	1:51.380	29.401	40.841	41.138	122.9	18:42.080								
11	1	<b>1:49.430</b>	29.629	39.431	<b>40.370</b>	125.0	20:31.510								
12	1	1:50.109	29.615	39.336	41.158	124.3	22:21.619								
13	1	1:52.387	32.306	39.317	40.764	121.8	24:14.006								
14	1	1:50.064	30.014	39.368	40.682	124.3	26:04.070								
15	1	1:50.349	29.387	39.810	41.152	124.0	27:54.419								
16	1	1:50.905	29.743	39.805	41.357	123.4	29:45.324								
17	1	1:55.170	29.617	43.037	42.516	118.8	31:40.494								
18	1	1:51.141	29.751	39.510	41.880	123.1	33:31.635								



# TROFEO NASTRO ROSSO

## GRAND PRIX DE L'AGE D'OR

### RACE 2

#### Analysis

Lap	D	Time	Sector 1	Sector 2	Sector 3	Kph	Elapsed	Lap	D	Time	Sector 1	Sector 2	Sector 3	Kph	Elapsed
19	1	1:51.684	29.814	39.927	41.943	122.5	35:23.319								
20	1	1:54.812	30.733	41.212	42.867	119.2	37:18.131								

61		1. Josef RETTENMAIER		MASERATI T61 Birdcage		Disc	
1	1	1:50.304	34.352	39.244	36.708	124.1	1:50.304
2	1	1:43.960	29.293	38.240	36.427	131.6	3:34.264
3	1	1:43.799	28.978	38.249	36.572	131.8	5:18.063
4	1	1:43.259	28.992	38.124	36.143	132.5	7:01.322
5	1	1:43.099	28.859	37.606	36.634	132.7	8:44.421
6	1	1:42.824	28.783	37.697	36.344	133.1	10:27.245
7	1	1:41.619	28.141	37.523	35.955	134.7	12:08.864
8	1	1:41.636	28.337	37.158	36.141	134.6	13:50.500
9	1	1:43.961	29.560	38.076	36.325	131.6	15:34.461
10	1	1:43.251	28.638	37.645	36.968	132.5	17:17.712
11	1	1:41.939	28.299	37.072	36.568	134.2	18:59.651
12	1	1:41.290	27.809	37.335	36.146	135.1	20:40.941
13	1	1:43.364	27.951	39.141	36.272	132.4	22:24.305
14	1	1:42.977	29.118	37.723	36.136	132.9	24:07.282
15	1	1:42.426	28.460	37.977	35.989	133.6	25:49.708
16	1	1:43.014	28.361	38.019	36.634	132.8	27:32.722
17	1	1:42.113	28.293	37.852	35.968	134.0	29:14.835
18	1	1:42.903	28.568	38.027	36.308	133.0	30:57.738
19	1	1:44.030	29.142	38.895	35.993	131.5	32:41.768
20	1	1:42.923	28.325	38.112	36.486	132.9	34:24.691
21	1	1:44.244	28.919	38.954	36.371	131.3	36:08.935
22	1	1:43.862	28.826	38.556	36.480	131.7	37:52.797

64		1. Arnold MEIER		FERRARI 275 GTB/C		Disc	
1	1	1:49.397	34.729	37.831	36.837	125.1	1:49.397
2	1	1:45.023	29.368	38.129	37.526	130.3	3:34.420
3	1	1:45.145	29.619	38.404	37.122	130.1	5:19.565
4	1	1:43.429	28.863	37.701	36.865	132.3	7:02.994
5	1	1:42.585	28.327	37.261	36.997	133.4	8:45.579
6	1	1:42.944	28.766	37.294	36.884	132.9	10:28.523
7	1	1:42.090	28.355	37.203	36.532	134.0	12:10.613
8	1	1:42.788	28.880	37.186	36.722	133.1	13:53.401
9	1	1:43.308	28.904	37.289	37.115	132.5	15:36.709
10	1	1:42.974	28.770	37.507	36.697	132.9	17:19.683
11	1	1:43.039	28.480	37.614	36.945	132.8	19:02.722
12	1	1:42.992	28.681	37.518	36.793	132.9	20:45.714
13	1	1:43.249	28.633	37.679	36.937	132.5	22:28.963
14	1	1:43.194	28.728	37.783	36.683	132.6	24:12.157
15	1	1:43.132	28.675	37.581	36.876	132.7	25:55.289
16	1	1:44.216	28.836	38.134	37.246	131.3	27:39.505
17	1	1:44.169	29.231	37.746	37.192	131.4	29:23.674
18	1	1:43.338	28.551	37.736	37.051	132.4	31:07.012
19	1	1:43.324	28.827	37.540	36.957	132.4	32:50.336
20	1	1:43.643	28.669	37.673	37.301	132.0	34:33.979
21	1	1:43.451	28.752	38.020	36.679	132.3	36:17.430
22	1	1:44.202	29.190	37.724	37.288	131.3	38:01.632

